

BIRMINGHAM | PRODUCT GUIDE

Supplying All Your Building Project Needs



BLUELINX
DELIVERING WHAT MATTERS™

Delivering the Building
Blocks to *Better Lives.*



**Birmingham
Distribution Center**

bluelinxco.com
(866) 481-4036

Branch Line Card

STELLINX® METAL PRODUCTS

Concrete Accessories
Metal Lath
Plastic Cap Nails
Coil Roofing Nails
Engineered Lumber Hangers
Synthetic Strapping
Rebar (Graded)
Remesh Rolls
Remesh Sheets
Structural Connectors
Roof Edge
Hemmed Angle Flashing
Z Flashing
Apron Flashing
Rolled Flashing
Ply Clips
Anchor Bolts
SPECIAL ORDER - 5V & Corrugated Metal
Siding & Roofing
SPECIAL ORDERS AVAILABLE - SEMCO™,
FLAMCO, TAMLYN®, METAL SALES

SIDINGS & TRIM

Allura™ Fiber Cement Siding & Trim
PROLine Plus® PVC Trim
LP® SmartSide® Siding & Trim

SANDED PLYWOOD & SIDING

ARAUCO Sanded / Siding
AC & BC Pine
BBOES Pine Plyform
Premium Grade Siding
Decorative Grade Siding
Ply-Bead®

HARDBOARD

Tempered
Perforated Pegboard

SPECIALTY LUMBER

#2 SYP Boards
C & BTR SYP Pattern
D Grade SYP Pattern
#2 SYP Bull Nose Stepping
#2 & BTR SPF Euro Boards
#2 Premium SPF Pattern
Furring Strips
Cedar Boards
Cedar Timbers
Cedar Pattern
Fire-Retardant Lumber

PRIMED BOARDS

PrimeLinx® FJ/EG Primed Radiata
PrimeLinx® Shadow Gap® FJ/EG
Primed Radiata

NON-VENEERED STRUCTURAL PANELS

4x8", 4x9' & 4x10' OSB
LP® Tech Shield®
LP TN350

HUBER PRODUCTS

AdvanTech®
Blue Plus®
ZIP System®
ZIP R System®
Subfloor Adhesive
Tape
Liquid Flash

SOFTWOOD PLYWOOD

Rated Sheathing
Fire Retardant Plywood

MDF PANELS

½" & ¾" – 4X8

HARDWOOD PLYWOOD

Birch
Lauan
Okoume

BUILDING PRODUCT ACCESSORIES

Poly Film
DAP Subfloor Adhesive 28 oz.

MILLWORK

HB&G Wood & PermaCast® Columns

MOULDING

Clear
Finger Joint Primed
PVC
Primed MDF

LUMBER

SPF - Premium, #2 BTR
- Canadian
- European
- Domestic
Southern Pine #2
Long Length Lumber - Doug Fir, Hem Fir,
SPF
PET Studs - Stud Grade, #2 & Premium

ENGINEERED LUMBER

onCENTER®
- BLI-Joist
- LVL 2.1E
Rim Board
Hundegger Saw - Hole cutting services
for EWP
Gator Joists

INSULATION

DuPont Styrofoam™ XPS (Dow) Products
PROLinx® Sill Seal
PROLinx® Tape
PROLinx® Select Building Wrap

ROOFING

Barricade UDL Pro Synthetic Felt

VINYL SIDING & ACCESSORIES STOCK & SPECIAL ORDER

Georgia Pacific® Vinyl Siding
- Vision Pro®
- Forest Ridge®
- Compass®
- Board & Batten
Cedar Spectrum™ Shingle Siding
- Triple 5"
- Double 7"
Soffit & Beaded Soffit
Trim Coil & Trim Nails
Vinyl Skirting
Ply Gem Shutters & Accents

GYPSUM

Georgia Pacific
- DensGlass® Sheathing 5/8x4x8
- DensGlass® Shaftliner 1x2x10' and 12'

VALUE-ADDED SERVICES

EWP Plans
Multi-family/Commercial Quotes
Market Advisory
Strategic Planning
Rebate Programs
Vendor-Managed Inventory
Cedar Mill Services
L&M Saw
Hundegger Saw

*Delivering The Building Blocks to **Better Lives.***

BlueLinX is a building products distributor for residential and commercial construction.



**CALL
TODAY!**

(866) 481-4036

- ✓ Unparalleled Customer Service
- ✓ Extensive Selection of Products
- ✓ Coast-to-Coast Distribution

BlueLinX is the leading wholesale building products distributor for the top brands and customers in North America for homes and commercial construction. With warehouses across the country and a strong logistics network, we pick, pack and ship the most sought-after materials to retailers and builders across America – completely, accurately and on time. Since 1954, BlueLinX has been a proud blue-collar company of dedicated people who use their hands and skills to help transform building products into strong, secure businesses, houses and homes. We emerged out of the plywood distribution division of Georgia-Pacific Corporation and have grown to become a preeminent partner for specialty materials suppliers, retailers and professionals in the construction industry. BlueLinX is headquartered in Atlanta, Georgia.

Contents

SIDING & TRIM

- 5-7 | *Allura™ Fiber Cement*
- 8-9 | *GP Vinyl® Siding & Accessories*
- 10 | *PlyGem® Shutters*
- 11 | *Blocks & Vents*
- 12-13 | *LP® SmartSide®*

WEATHERIZATION & INSULATION

- 14 | *Barricade UDL, PROLinX® Building Wrap & Seam Tape*
- 15 | *Dupont XPS Residential Sheathing & PROLinX® Sill Seal*
- 16 | *Poly Sheeting - Black & Clear*

ENGINEERED WOOD PRODUCTS

- 17 | *LVL, I-Joist, Rim Board & Gator Joist*

STRUCTURAL PRODUCTS

- 18 | *Lumber*
- 19 | *Panels*
- 20 | *Huber*
- 21 | *GP Sheathing & ShaftLiner*
- 22 | *Industrial & Decorative Panels*
- 23 | *HB&G Columns*

SPECIALTY LUMBER

- 24 | *PrimeLinX®*
- 25-26 | *Cedar*
- 27 | *Pine Boards & Pattern Stock*

MOULDING & MILLWORK

- 28-29 | *Baseboard, Crown, Stops, Casing, Jambs & More*

METALS

- 30 | *Greenbar2X® Fiberglass Rebar*
- 31-32 | *Metal Solutions*
- 33 | *Concrete Accessories*


ADDITIONAL RESOURCES

- 34 | *Product Resources & Value-Added Services*



Fiber Cement

Lap, Panel, Shakes, Soffit & Trim



Lap Siding | *Smooth*



Lap Siding | *Cedar*



Panel Siding | *Smooth*



Panel Siding | *Cedar*




Shake | *Straight Edge*



Shake | *Staggered Edge*



Soffit | *Vented*



Soffit | *Solid*

Allura™ Fiber Cement

Lap, Panel, Shakes, Soffit & Trim



Allura® Fiber Cement


When it comes to the natural look you want with none of the hassles, Allura fiber cement products are all you need.

- Durable, engineered to endure harsh weather and high-wind climates
- Noncombustible, Class A fire rating
- Superior aesthetics
- Factory pre-primed
- Distinctive, more realistic textures
- 30-year limited warranty

| MFG # | DESCRIPTION | QTY/ UNIT |
|---------------------|--|--------------|
| LAP SIDING | | |
| 198618 | 5/16" x 6-1/4" x 144" Smooth Lap Siding | 308 |
| 198912 | 5/16" x 8-1/4" x 144" Smooth Lap Siding | 230 |
| 197925 | 5/16" x 8-1/4" x 144" Traditional Cedar Lap Siding | 230 |
| PANEL SIDING | | |
| 151222 | 5/16" x 4' x 8' Smooth Panel | 50 |
| 153082 | 5/16" x 4' x 9' Smooth Panel | 50 |
| 153352 | 5/16" x 4' x 10' Smooth Panel | 50 |
| 156449 | 4' x 8' Traditional Cedar No Groove Ft | 50 |
| 156519 | 4' x 9' Traditional Cedar No Groove Ft | 50 |
| 156548 | 4' x 10' Traditional Cedar No Groove Ft | 50 |
| SHAKES | | |
| 266425 | 1/4" x 16" x 48" Staggered Edge Traditional Cedar | 300 |
| 294396 | 1/4" x 16" x 48" Straight Edge Traditional Cedar | 300 |
| SOFFIT | | |
| 199771 | 1/4" x 12" x 12' Non-Vented Smooth Soffit | 240 |
| 199807 | 1/4" x 16" x 12' Non-Vented Smooth Soffit | 180 |
| 199832 | 1/4" x 24" x 12' Non-Vented Smooth Soffit | 94 |
| 200345 | 1/4" x 12" x 12' Vented Smooth Soffit | 240 |
| 200373 | 1/4" x 16" x 12' Vented Smooth Soffit | 180 |
| 200502 | 1/4" x 24" x 12' Vented Smooth Soffit | 94 |
| TRIM | | |
| 741922 | 4/4 x 2" x 12' (3/4") Reversible Trim | 506 |
| 146182 | 4/4 x 3" x 12' (3/4") Reversible Trim | 352 |
| 717060 | 4/4 x 4" x 12' (3/4") Reversible Trim | 250 |
| 717061 | 4/4 x 6" x 12' (3/4") Reversible Trim | 161 |
| 717062 | 4/4 x 8" x 12' (3/4") Reversible Trim | 115 |
| 718379 | 4/4 x 10" x 12' (3/4") Reversible Trim | 96 |
| 723191 | 4/4 x 12" x 12' (3/4") Reversible Trim | 78 |
| 717063 | 5/4 x 4" x 12' (1") Reversible Trim | 190 |
| 717064 | 5/4 x 6" x 12' (1") Reversible Trim | 119 |
| 723189 | 5/4 x 8" x 12' (1") Reversible Trim | 90 |
| 732188 | 5/4 x 12" x 12' (1") Reversible Trim | 57 |
| 723188 | 5/4 x 12" x 12' (1") Reversible Trim | 57 |
| 774217 | 8/4 x 4" x 12' (1-1/2") Reversible Trim | 120 |
| 405594 | 8/4 x 6" x 12' (1-1/2") Reversible Trim | 77 |

Allura™ Fiber Cement

Pre-Finished Allura Spectrum™ Fiber Cement



Pre-Finished Allura Spectrum™ Fiber Cement

Build in more durability with pre-painted fiber cement, offering unparalleled protection against the elements. Enjoy a gorgeous palette of eye-catching designer colors, all pre-primed and sealed for premium weather protection. When it comes to the natural look you want with none of the hassles, Allura Fiber Cement products are all you need.

COLORS AVAILABLE FOR SPECIAL ORDER

| | | | | |
|--|---|---|--|---|
|  |  |  |  |  |
| Pure White (SW 7005) | Accessible Beige (SW 7036) | Gray Clouds (SW 7658) | Morris Room Grey (SW 0037) | Pewter Tankard (SW 0023) |
|  |  |  |  |  |
| Alabaster (SW 7008) | Creamy (SW 7012) | Agreeable Gray (SW 7029) | Analytical Gray (SW 7051) | Macadamia (SW 6142) |
|  |  |  |  |  |
| Niebla Azul (SW 9137) | Evergreen Fog (SW 9130) | Connected Gray (SW 6165) | Anonymous (SW 7046) | Virtual Taupe (SW 7039) |
|  |  |  |  |  |
| Olive Grove (SW 7734) | Toile Red (SW 0006) | Black Fox (SW 7020) | Iron Ore (SW 7069) | Gale Force (SW 7605) |
|  |  |  |  |  |
| Downing Slate (SW 2819) | Urbane Bronze (SW 7048) | Peppercorn (SW 7674) | Tricorn Black (SW 6258) | Naval (SW 6244) |

Vinyl Siding

Traditional and Dutch Lap, Board & Batten, Soffit & Accessories



GP Georgia-Pacific
Vinyl Siding & Accessories

VINYL SIDING | GP® VISION PRO® IN CLAY

Georgia-Pacific® Vinyl Siding and Accessories

Georgia-Pacific Vinyl Siding provides unsurpassed durability and beauty. Quick to install, naturally resistant to moisture, and virtually maintenance free.



Vision Pro® D5 Dutch Lap in Gray




Board & Batten in White



Solid Soffit



Starter Strip



Outside Corner



J-Channel

Full Vented Soffit



Undersill



Inside Corner









Centervent Skirting with Rails



SPECIAL ORDER VINYL PRODUCTS

Ask your representative for more information!



Shutters

Raised Panel, Louvered and Board & Batten



Ply Gem® Shutters

Give your home a classic wood-grain charm without cracking, splitting and peeling. Quick and easy to install & virtually maintenance-free, shutters instantly add a finished feel to your home's exterior.

Ply Gem's shutters come in standard heights and widths to fit virtually any window. An array of popular colors let you coordinate with your siding to create the look you want.

All products are shipped direct to you from the manufacturer!

Also Available to Order:

- Arch-Top Shutter
- Shutter Accessories
- Mounting Blocks
- Utility Vents
- Gable Vents
- Window & Door Surrounds




Standard Raised Panel Shutters



Standard Open Louver Shutters



Standard Closed Board & Batten Shutters



Standard Open Board & Batten Shutters

| LENGTH | 12" WIDE | 15" WIDE |
|---------------------------------------|----------|----------|
| STANDARD RAISED PANEL SHUTTERS | | |
| 27" | X | |
| 31" | X | X |
| 35" | X | X |
| 39" | X | X |
| 43" | X | X |
| 47" | X | X |
| 51" | X | X |
| 55" | X | X |
| 59" | X | X |
| 63" | X | X |
| 67" | X | X |
| 71" | X | X |
| 75" | | X |
| 81" | | X |
| STANDARD OPEN LOUVER SHUTTERS | | |
| 25" | | X |
| 31" | | X |
| 35" | | X |
| 39" | | X |
| 43" | | X |
| 47" | | X |
| 51" | | X |
| 55" | X | X |
| 59" | X | X |
| 63" | | X |
| 67" | | X |
| 71" | | X |
| 75" | | X |
| 81" | | X |

| STANDARD CLOSED BOARD & BATTEN SHUTTERS | | |
|--|------------------|------------------|
| LENGTH | 11" WIDE 3-BOARD | 15" WIDE 4-BOARD |
| 31" | X | X |
| 35" | X | X |
| 39" | X | X |
| 43" | X | X |
| 47" | X | X |
| 51" | X | X |
| 55" | X | X |
| 59" | X | X |
| 63" | X | X |
| 67" | X | X |
| 71" | X | X |
| 75" | X | X |
| 81" | X | X |
| STANDARD OPEN BOARD & BATTEN SHUTTERS | | |
| LENGTH | 12" WIDE 3-BOARD | 16" WIDE 4-BOARD |
| 31" | X | X |
| 35" | X | X |
| 39" | X | X |
| 43" | X | X |
| 47" | X | X |
| 51" | X | X |
| 55" | X | X |
| 59" | X | X |
| 63" | X | X |
| 67" | X | X |
| 71" | X | X |
| 75" | X | X |
| 81" | X | X |

Blocks & Vents

Siding Accessories



Ply Gem® Blocks and Vents

Ply Gem makes it easy to add the perfect finishing touches to a home's exterior. Mounting blocks create a base for installing lights, doorbells, faucets, meters, and more. They keep out water and insects and create a finished surface over your siding. Vents ensure proper airflow from appliances, fireplaces and exhaust fans – they play a key role in proper ventilation and temperature control. Coordinate with these matching accessories designed to perform well and look beautiful together with many of our other products.

- Durable, engineered to endure harsh weather and high-wind climates – Will not chip, crack, or split
- Simple to Install
- A Perfect Color Match
- Limited Lifetime Warranty




Recessed
Electrical Blocks



Small Universal Blocks



Large Blocks



Exterior Vents



Dryer Hoods

Engineered Wood Siding

Cedar Lap, Shakes, Panels, Soffit & Trim




LP SmartSide®
TRIM & SIDING

LP SmartSide® Trim and Siding Engineered for Sustainability & Advanced Durability

With over 20 years of exceptional performance as a full home siding solution, it's easy to see why so many remodelers, builders and building professionals choose the #1 brand of engineered wood siding. LP® SmartSide® Trim & Siding has refined durability, workability and longer-lasting curb appeal.

- Engineered wood technology offers superior protection against the elements
- 16' length – Faster installation and less waste
- Fewer Seams – Cleaner, more elegant look
- Factory pre-primed
- 5/50-year limited warranty

| BXC # | DESCRIPTION | PCS PER UNIT |
|-----------------------------|--|--------------|
| LAP SIDING | | |
| 463617 | 3/8 X 8 X 16 TEXTURED LAP | 270 |
| 764030 | 3/8 X 12 X 16 TEXTURED LAP | 180 |
| 928443 | 3/8 X 8 X 16 BRUSHED SMOOTH LAP | 270 |
| 122358 | 3/8 X 12 X 16 BRUSHED SMOOTH TRIM | 180 |
| SHAKES | | |
| 744768 | 3/8 X 12 X 48 TEXTURED STRAIGHT SHAKE | 400 |
| 868751 | 5/16 X 12 X 16 SMOOTH ARCHFORM | 200 |
| PANELS | | |
| 492918 | 3/8 X 4 X 8 NO GROOVE SE TEXTURED PANEL | 90 |
| 380265 | 3/8 X 4 X 8 8" OC TEXTURED PANEL | 90 |
| 794273 | 3/8 X 4 X 9 8"OC TEXTURED PANEL | 90 |
| 499500 | 3/8 X 4 X 10 8"OC TEXTURED PANEL | 90 |
| 756537 | 3/8 X 4 X 9 NO GROOVE SL TEXTURED PANEL | 90 |
| 706585 | 3/8 X 4 X 10 NO GROOVE SL TEXTURED PANEL | 90 |
| 732586 | 3/8 X 4 X 8 NO GROOVE BRUSHED SMOOTH PANEL | 90 |
| 495475 | 3/8 X 16 X 16 VERTICAL NO GROOVE SE BRUSHED SMOOTH | 135 |
| 3/8" SOFFIT - CEDAR | | |
| 384650 | 3/8 X 12 X 16 TEXTURED SOFFIT | 180 |
| 358330 | 3/8 X 16 X 16 TEXTURED SOFFIT | 135 |
| 753258 | 3/8 X 4 X 8 TEXTURED SOFFIT | 90 |
| 745636 | 3/8 X 12 X 16 VENTED TEXTURED SOFFIT | 180 |
| 426351 | 3/8 X 16 X 16 VENTED TEXTURED SOFFIT | 135 |
| 3/8" SOFFIT - SMOOTH | | |
| 440484 | 3/8 X 12 X 16 BRUSHED SMOOTH SOFFIT | 180 |
| 672112 | 3/8 X 16 X 16 BRUSHED SMOOTH SOFFIT | 135 |
| 755014 | 3/8 X 24 X 16 BRUSHED SMOOTH SOFFIT | 90 |




**Cedar Texture
Lap Siding**



**Cedar Texture
Shakes**



**Cedar Texture Panel
Grooved**



**Cedar Texture Panel
No Groove**



Soffit



Trim

| BXC # | DESCRIPTION | PCS PER UNIT |
|--------------------------|-----------------------------------|--------------|
| 4/4 TRIM - CEDAR | | |
| 409574 | 4/4 X 2 X 16 TEXTURED TRIM | 384 |
| 792229 | 4/4 X 3 X 16 TEXTURED TRIM | 216 |
| 525078 | 4/4 X 4 X 16 TEXTURED TRIM | 350 |
| 346657 | 4/4 X 6 X 16 TEXTURED TRIM | 192 |
| 746085 | 4/4 X 8 X 16 TEXTURED TRIM | 144 |
| 761161 | 4/4 X 10 X 16 TEXTURED TRIM | 120 |
| 789705 | 4/4 X 12 X 16 TEXTURED TRIM | 96 |
| 4/4 TRIM - SMOOTH | | |
| 694861 | 4/4 X 2 X 16 BRUSHED SMOOTH TRIM | 384 |
| 233707 | 4/4 X 3 X 16 BRUSHED SMOOTH TRIM | 216 |
| 909287 | 4/4 X 4 X 16 BRUSHED SMOOTH TRIM | 350 |
| 641331 | 4/4 X 6 X 16 BRUSHED SMOOTH TRIM | 192 |
| 587827 | 4/4 X 8 X 16 BRUSHED SMOOTH TRIM | 144 |
| 713953 | 4/4 X 10 X 16 BRUSHED SMOOTH TRIM | 120 |
| 171624 | 4/4 X 12 X 16 BRUSHED SMOOTH TRIM | 96 |
| 5/4 TRIM - CEDAR | | |
| 478600 | 5/4 X 4 X 16 TEXTURED TRIM | 252 |
| 503445 | 5/4 X 6 X 16 TEXTURED TRIM | 144 |
| 5/4 TRIM - SMOOTH | | |
| 768755 | 5/4 X 2 X 16 BRUSHED SMOOTH TRIM | 256 |
| 294195 | 5/4 X 3 X 16 BRUSHED SMOOTH TRIM | 162 |
| 388397 | 5/4 X 4 X 16 BRUSHED SMOOTH TRIM | 252 |
| 595983 | 5/4 X 6 X 16 BRUSHED SMOOTH TRIM | 144 |
| 981158 | 5/4 X 8 X 16 BRUSHED SMOOTH TRIM | 108 |
| SHED PRODUCTS | | |
| 164986 | 19/32 PROSTRUCT FLOORING T&G | 60 |
| 357118 | 19/32 PROSTRUCT FLOORING SE | 60 |
| 243252 | 23/32 PROSTRUCT FLOORING T&G | 50 |
| 746625 | 19/32 X 3 X 16 TEXTURED TRIM | 270 |
| 352721 | 19/32 X 4 X 16 TEXTURED TRIM | 420 |
| 391017 | 19/32 X 6 X 16 TEXTURED TRIM | 240 |

Weatherization & Insulation

Barricade UDL, PROLinX® Building Wrap & Seam Tape



Cool in the Summer, Warm in the Winter, Dry All Year Long.

Elevate comfort, cut costs and reduce environmental impact with our top-tier weatherization and insulation product offerings. Enjoy consistent indoor temperatures, lower energy bills and a quieter, healthier living or working space. Explore now and experience the transformative benefits firsthand.

Maximize your brand's impact with Custom Building Wrap.

Dealers and builders can now promote their brand and attract local interest with state-of-the-art high resolution print technology.

No Set-Up Fee

Choose from a wide spectrum of colors and gradients at no extra cost.

Alternating Messages & Images

Impactful logos, custom messaging and contact information all on one roll of any grade building wrap.

Flexible Order Size

Mix two custom logos on same pallet.



| BXC # | DESCRIPTION | SIZE | UNIT SIZE |
|---------------------------|----------------------------------|-------------|-----------|
| BARRICADE ROOF PRO | | | |
| 232070 | BARRICADE UDL PRO Synthetic Felt | 48" x 250' | 56 |
| PROLINX® | | | |
| 464921 | PROLinX Select Building Wrap | 9 x 100 | 60 |
| 278960 | PROLinX Select Building Wrap | 9 x 150 | 56 |
| 147029 | PROLinX Select Building Wrap | 10 x 150 | 56 |
| 248394 | PROLinX All Purpose Tape | 1-7/8 x 165 | 16 |

Weatherization & Insulation

Dupont XPS Residential Sheathing & PROLinx® Sill Seal



| BXC # | SIZE | R-RATING | DESCRIPTION | PCS/UNIT |
|------------------|--------------------|--------------|--------------------------------------|----------|
| STYROFOAM | | | | |
| 201549 | 0.55" x 48" x 96" | R-3 (15-PSI) | Dupont XPS Residential Sheathing SE | 160 |
| 202060 | 0.55" x 48" x 108" | R-3 (15-PSI) | Dupont XPS Residential Sheathing SE | 160 |
| 202059 | 0.75" x 48" x 96" | R-4 (25 PSI) | Dupont XPS Residential Sheathing T&G | 112 |
| SILL SEAL | | | | |
| 116606 | .20 x 3.5 x 50 | | PROLinx SILL SEAL | 36 Rolls |
| 116662 | .20 x 5.5 x 50 | | PROLinx SILL SEAL | 24 Rolls |
| TAPE | | | | |
| 248394 | 1-7/8 x 165 | | PROLinx All Purpose Tape | 16 |



**Styrofoam
Residential Sheath**



**Styrofoam
Tongue & Groove**



Sill Seal

Poly Sheeting

Black & Clear



All-Purpose Protection

Tough, pliable, and reliable protection against water vapor and foreign matter. Poly sheeting is lightweight yet extremely durable, and isn't prone to cracking, peeling, rotting, or mildew. Poly's permanent flexibility even at sub-zero temperatures allows for countless applications in construction, agriculture, and industry.



Black Poly Sheeting




Clear Poly Sheeting

| BXC # | SIZE | DESCRIPTION |
|----------------------------|----------------|-----------------------------|
| BLACK POLY SHEETING | | |
| 114656 | 6.0MIL 20x100 | Black Polyethylene |
| 187900 | 6.0MIL 32x100 | Black Polyethylene |
| 661935 | 6.0MIL 18x300 | Black Polyethylene |
| 150206 | 6.0MIL 12x300 | Black Polyethylene Flashing |
| 158355 | 6.0MIL 16x100 | Black Polyethylene Film |
| CLEAR POLY SHEETING | | |
| 187957 | 6.0MIL 20x100 | Clear Polyethylene |
| 246014 | 10.0MIL 20x100 | Clear Polyethylene |

Engineered Wood

LVL, I-Joist, Rim Board & Gator Joist



Great Framework Begins with Quality Engineered Wood Products.

With onCENTER®, you can breeze through your next project with our quality engineered wood products delivered direct to your job site – for any job lot quantity you need. You’ll find everything you need to complete your next project on schedule and on budget.

When It’s Built Right, It’s onCENTER®.



| BXC # | SIZE | DESCRIPTION | PCS/UNIT |
|--|------------------|------------------------------------|----------|
| BLI JOIST | | | |
| | 2 1/2" X 11 7/8" | I-JOIST onCENTER BLI 40 SERIES | 33 |
| | 2 1/2" X 14" | I-JOIST onCENTER BLI 40 SERIES | 33 |
| | 2 1/2" X 16" | I-JOIST onCENTER BLI 40 SERIES | 33 |
| | 3 1/2" X 16" | I-JOIST onCENTER BLI 65 SERIES | 23 |
| | 3 1/2" X 16" | I-JOIST onCENTER BLI 80 SERIES | 23 |
| LAMINATED VENEER LUMBER (1 3/4" LVL 2.1E) | | | |
| | 1 3/4" X 9 1/4" | 1 3/4" X 9 1/4" onCENTER LVL 2.1E | 25 |
| | 1 3/4" X 11 7/8" | 1 3/4" X 11 7/8" onCENTER LVL 2.1E | 20 |
| | 1 3/4" X 14" | 1 3/4" X 14" onCENTER LVL 2.1E | 15 |
| | 1 3/4" X 16" | 1 3/4" X 16" onCENTER LVL 2.1E | 15 |
| | 1 3/4" X 18" | 1 3/4" X 18" onCENTER LVL 2.1E | 10 |
| | 1 3/4" X 24" | 1 3/4" X 24" onCENTER LVL 2.1E | 10 |
| 1 1/8" RIM BOARD | | | |
| | 1 1/8" X 11 7/8" | onCENTER OSB RIMBOARD SE | 40 |
| | 1 1/8" X 14" | onCENTER OSB RIMBOARD SE | 30 |
| | 1 1/8" X 16" | onCENTER OSB RIMBOARD SE | 30 |
| TRIMMABLE END FLOOR TRUSS | | | |
| | 3 1/2" X 16" | TRIMMABLE END FLOOR TRUSS | 14 |

Lumber

Southern Yellow Pine, Pre-Cut Studs, Euro Premium & SPF



Forms the Backbone of Every Project with a Sturdy Foundation.

We offer an array of sturdy lumber solutions that form the crucial backbone of your construction project. Each product is designed to provide the strength and reliability needed to bring your visions to life.

| SIZE | 8' | 10' | 12' | 14' | 16' | 18' | 20' | 22' | 24' | 26' | 28' | 32' |
|---------------------------------|----|-----|-----|-----|-----|-----|-----|-----|-----|-----|-----|-----|
| #2 SOUTHERN YELLOW PINE* | | | | | | | | | | | | |
| 2" x 4" | X | X | X | X | X | X | X | | | | | |
| 2" x 6" | X | X | X | X | X | X | X | | | | | |
| 2" x 8" | X | X | X | X | X | X | X | | | | | |
| 2" x 10" | X | X | X | X | X | X | X | X | X | | | |
| 2" x 12" | X | X | X | X | X | X | X | X | X | | | |
| #2 WSPF | | | | | | | | | | | | |
| 2" x 4" | X | X | X | X | X | X | X | | | | | |
| 2" x 6" | X | X | X | X | X | X | X | | | | | |
| PREMIUM SPF | | | | | | | | | | | | |
| 2" x 4" P | X | X | X | X | X | | | | | | | |
| 2" x 6" P | X | X | X | X | X | X | X | | | | | |
| LONG LENGTH WHITE WOOD | | | | | | | | | | | | |
| 2" x 6" | | | | | | | | X* | X* | X | X | X |
| 2" x 8" | | | | | | | | X* | X* | X | X | X |

*Solid Only

| STUDS | TRIM | #2 | PREM | STUD |
|--|----------|-------------|------|------|
| STUDS | | | | |
| 2X4 | 92 5/8" | X | X | X |
| 2X4 | 96" | | X | |
| 2X4 | 104 5/8" | X | X | X |
| 2X4 | 116 5/8" | X | X | |
| 2X4 | 120" | | X | |
| 2X6 | 92 5/8" | X | X | X |
| 2X6 | 96" | | X | |
| 2X6 | 104 5/8" | X | X | X |
| 2X6 | 116 5/8" | X | X | |
| 2X6 | 120" | | X | |
| **ANY LENGTH / SPECIES AVAILABLE PRECISION END TRIMMED ON OUR HOLTEC ** | | | | |
| FIRE TREATED | | | | |
| 2 x 4 x 12 | | 2 x 8 x 12 | | |
| 2 x 4 x 16 | | 2 x 8 x 16 | | |
| 2 x 6 x 12 | | 2 x 10 x 16 | | |
| 2 x 6 x 16 | | 2 x 12 x 16 | | |
| OTHER LENGTHS AVAILABLE UPON REQUEST. PRESSURE TREATED – SPECIAL ORDER | | | | |

Panels

Plywood, OSB, Sidings & More



Panels Tailored for Every Need.

BlueLinX has you covered for any project. Whether it's sheathing, subfloor, siding, or specialized panels such as marine-grade and fire-treated options, we offer the perfect product for every budget and purpose.

| OSB | DESCRIPTION | PCS/ UNIT |
|-----------------------------|---|--------------|
| YELLOW PINE SANDED | | |
| 255651 | 1/4 x 4 x 8 SYP AC EXTERIOR APA | 150 |
| 231916 | 11/32 x 4 x 8 SYP AC EXTERIOR APA | 105 |
| 231917 | 15/32 x 4 x 8 SYP AC EXTERIOR APA | 84 |
| 231919 | 23/32 x 4 x 8 SYP AC EXTERIOR APA | 55 |
| 235552 | 1/4 X 4 X 8 SYP BC EXTERIOR APA | 150 |
| 201430 | 11/32 x 4 x 8 SYP BC EXTERIOR APA | 105 |
| 201429 | 15/32 x 4 x 8 SYP BC EXTERIOR APA | 84 |
| 201427 | 19/32 x 4 x 8 SYP BC EXTERIOR APA | 66 |
| 201428 | 23/32 x 4 x 8 SYP BC EXTERIOR APA | 55 |
| 165225 | 23/32 X 4 X 8 SYP BBOES APA | 47 |
| 140629 | 23/32 X 4 X 8 PINE BBOES IMPORT | 50 |
| PINE RATED SHEATHING | | |
| 102830 | 11/32 x 4 x 8 SYP CDX Rated Sheathing Exp 1 | 90 |
| 184200 | 15/32 x 4 x 8 SYP CDX Rated Sheathing Exp 1 | 72 |
| 195482 | 19/32 x 4 x 8 SYP CDX Rated Sheathing Exp 1 | 58 |
| 152512 | 23/32 x 4 x 8 SYP CDX Rated Sheathing Exp 1 | 48 |
| PINE UNDERLAYMENT | | |
| 605189 | 23/32 x 4 x 8 SYP T&G Sturdi-Floor | 48 |

*Sold per Piece or Unit

| OSB | DESCRIPTION | PCS/ UNIT |
|------------------------------|---|--------------|
| OSB | | |
| 113445 | 7/16 x 4 x 8 OSB Sheathing | 69 |
| 230287 | 7/16 x 4 x 9 OSB Sheathing | 69 |
| 235754 | 7/16 x 4 x 10 OSB Sheathing | 69 |
| 113490 | 19/32 x 4 x 8 OSB Sheathing | 52 |
| 193516 | 23/32 x 4 x 8 OSB T&G SF | 50 |
| 261608 | 23/32 X 4 X 8 HUBER BLUE PLUS | 45 |
| 684170 | 23/32 X 4 X 8 LP TN 350 | 43 |
| 673941 | 7/16 X 4 X 8 LP TECHSHIELD | 69 |
| ARAUCO PREMIUM AC/UL | | |
| 697054 | 1/4 x 4 x 8 Arauco AC/UL Radiata Pine | 140 |
| 697052 | 11/32 x 4 x 8 Arauco AC/UL Radiata Pine | 108 |
| 697055 | 15/32 x 4 x 8 Arauco AC/UL Radiata Pine | 80 |
| 697056 | 19/32 x 4 x 8 Arauco AC/UL Radiata Pine | 65 |
| 697057 | 23/32 x 4 x 8 Arauco AC/UL Radiata Pine | 54 |
| ARAUCO PREMIUM SIDING | | |
| 116273 | 11/32 x 4 x 8 Arauco Star Bead 2" O.C. | 108 |
| SYP SIDING | | |
| 538281 | 11/32 x 4 x 8 RS BEADED PREM 1.6" O.C. | 105 |
| 198557 | 11/32 x 4 x 8 RS T1-11 PREM 4" O.C. | 105 |
| 177189 | 19/32 x 4 x 8 RS T1-11 PREM 4" O.C. | 66 |
| 113699 | 19/32 x 4 x 8 RS T1-11 PREM 8" O.C. | 66 |
| 447123 | 19/32 x 4 x 8 RS T1-11 RB&B PREM 12" O.C. | 66 |
| 193519 | 19/32 x 4 x 8 RS T1-11 DECO 4" O.C. | 66 |
| 799835 | 19/32 x 4 x 8 RS T1-11 DECO 8" O.C. | 66 |
| 155947 | 19/32 x 4 x 8 RS T1-11 DECO 12" O.C. | 66 |
| FIRE TREATED PLY | | |
| 120004 | 1/2 FIRE TREATED PLY | 70 |
| 120272 | 5/8 FIRE TREATED PLY | 55 |
| 120618 | 3/4 FIRE TREATED PLY | 46 |
| MISC. PANELS | | |
| 738968 | 7/16 x 12 x 16 VALUFORM CONCRETE FORM | 168 |
| 270745 | 3/8 x 4 x 8 OKOUME RS NG SIDING | 88 |

Huber

ZIP System® OSB, Sub-Floor & Accessories




Huber Products are Engineered to Enhance the Performance of a Building.

Award-winning, high performance products for roof, wall and flooring applications.

Huber products are engineered to enhance performance. Draft free homes and squeak-free subfloor assemblies are why building professionals rely on Huber products from their first job to their last.



ZIP System OSB



AdvanTech Sub-Floor



Subfloor Adhesive



ZIP Tape



Stretch Tape



ZIP Tape Roller

| BXC # | SIZE | DESCRIPTION | PCS/UNIT |
|----------------------|--------------------|--|----------|
| ZIP SYSTEM | | | |
| 259097 | 7/16" x 4' x 8' | ZIP OSB Wall/Roof Combo Struc 1 | 80 |
| 259877 | 7/16" x 4' x 9' | Huber ZIP OSB Wall | 70 |
| 259949 | 1/2" x 4' x 8' | ZIP OSB Wall/Roof Combo Struc 1 | 70 |
| 570114 | 5/8" x 4' x 8' | ZIP OSB Wall/Roof Combo Struc 1 | 55 |
| 794426 | 15/16" x 4' x 8' | Huber ZIP Insulated R Sheathing R3.6 | 32 |
| 454221 | 1-7/16" x 4' x 8' | Huber ZIP Insulated R Sheathing R6.6 | 31 |
| ADVANTECH | | | |
| 261608 | 23/32" x 4' x 8' | Blue Plus OSB T&G Flooring | 45 |
| 649207 | 23/32" x 4' x 8' | Advantech OSB T&G Struct 1 | 45 |
| 363885 | 23/32" x 4' x 8' | Advantech X Factor OSB T&G Struct 1 | 45 |
| ACCESSORIES | | | |
| 261066 | 10.3 OZ. | Huber ZIP Liquid Flash Cartridge | 12 |
| 260971 | 20 OZ. | Huber ZIP Liquid Flash Sausage | 12 |
| 260945 | 29 OZ. | Huber ZIP Liquid Flash Cartridge | 8 |
| 260883 | | Huber Zip Tape Gun | 1 |
| 261231 | 24 Oz | Advantech Subfloor Adhesive Can | 6 |
| 259118 | 3.75" x 90' | Huber ZIP Tape | 12 |
| 549880 | 3.75" x 30' | Huber ZIP Tape | 12 |
| 268747 | 9" x 50' | Huber ZIP Tape | 4 |
| 478063 | 3" x 20' | Huber ZIP Stretch Tape | 12 |
| 594809 | 6" x 75' | Huber ZIP Tape | 4 |
| 312719 | 6" x 20' | Huber ZIP Stretch Tape | 8 |
| 260827 | 10" x 75' | Huber ZIP Stretch Tape | 1 |
| 259143 | | Huber ZIP Tape Roller | 8 |
| SPECIAL ORDER | | | |
| 259918 | 7/16" 4' x 10' | ZIP OSB WALL | 60 |
| 168181 | 1-1/8" x 4' x 8' | Advantech OSB T&G Flooring Struct 1 | 45 |
| 806573 | 1-1/8" x 4' x 8' | Advantech X Factor OSB T&G Flooring Struct 1 | 30 |
| 314273 | 1-15/16" x 4' x 8' | Huber ZIP Insulated R Sheathing R9.6 | 23 |
| 257223 | 2-7/16" x 4' x 8' | Huber ZIP Insulated R Sheathing R12.6 | 18 |
| 260101 | 6" x 75' | Huber ZIP Stretch Tape | 1 |
| 165318 | 5/8X48X96 | EXACOR MGO MULTIPURPOSE PNL SE | 28 |
| 162221 | 1/2X48X96 | EXACOR MGO MULTIPURPOSE PNL SE | 38 |

Sheathing & Shaftwall

Sheathing, ShaftLiner & More



DensGlass Sheathing & ShaftLiner

#1 Industry Specified & Builder Preferred

- Versatile substrate with greater moisture resistance than paper-faced panels
- Non-combustible fiberglass reinforced core
- Easy installation - Cut with standard drywall tools

| BXC # | SIZE | DESCRIPTION | PCS/UNIT |
|------------------------------|----------------|---------------------------|----------|
| DENSGLASS SHEATHING | | | |
| 958094 | 5/8" x 4' x 8' | GP DensGlass FG Sheathing | 40 |
| SHAFTWALL & TRACK | | | |
| 451333 | 1" x 2' x 10' | GP DensGlass Shaftliner | 40 |
| 726270 | 1" x 2' x 12' | GP DensGlass Shaftliner | 40 |

Get These Corresponding Products to Complete Your Job!

| SKU | SIZE | DESCRIPTION | PPU | PP BUNDLE |
|--------------------|-----------|----------------------------|-----|-----------|
| ACCESSORIES | | | | |
| 521230 | 2X10' | PHILLIPS H-STUD 25 GAUGE | 550 | 10 |
| 344515 | 2X12' | PHILLIPS H-STUD 25 GAUGE | 550 | 10 |
| 535065 | 5/8X4X8 | PHILLIPS C-RUNNER 25 GAUGE | 540 | 10 |
| 647004 | 2X2X2-1/2 | PHILLIPS BURN CLIP 500CT | 32 | 500 |

Metal Track items must be ordered in packs of 2.

Industrial & Decorative Panels

Birch, Lauan, MDF Panels & More



Panels for Every Project and Budget.


Our comprehensive selection of panels cater to diverse construction and design needs, offering durability for structural integrity and creative expression for aesthetics.

| BXC # | SIZE | DESCRIPTION | PCS/ UNIT |
|---------------------------------|----------------|---------------------------------------|-----------|
| MDF PANELS | | | |
| 104664 | 3/4" x 4' x 8' | MDF | 40 |
| 114753 | 1/2" x 4' x 8' | MDF | 60 |
| SOUND BOARD / THERMO-PLY | | | |
| 119172 | 1/2X48X96 | SFTBD BP REG NON STRUC RF C6S BSSHT85 | 96 |
| 118309 | 1/2X4X8 | HOMASOTE 440 SOUND BARRIER | 60 |
| HARDBOARD | | | |
| 106058 | 3/16X48X96 | HARDBOARD TEMPERED S1S | 50 |
| IMPORT BIRCH PLYWOOD | | | |
| 147011 | 3/4X4X8 | V/C R/C WHITE BIRCH C-2 IMPORT | 50 |
| 673977 | 1/2X4X8 | V/C R/C WHITE BIRCH C-2 IMPORT | 75 |
| 742187 | 5.2MMX48X96 | VC RC WHITE BIRCH C-2 WPF IMPORT | 180 |
| IMPORT LAUAN PLYWOOD | | | |
| 275033 | 3/8X8X4 | V/C LAUAN BARREL BENDING PANEL | 115 |
| 111535 | 5.2MMX48X96 | VC RC LAUAN BB-CC EXT | 115 |
| 363089 | 3/8X4X8 | V/C R/C PARICA BB/CC EXT IMPORT | 90 |

CALL FOR FSC CERTIFICATION AVAILABILITY



MDF



Birch Panel



Lauan



Functional beauty to enhance indoor and outdoor environments.

Columns are versatile architectural elements that provide essential structural support, define spaces within buildings, and enhance the overall visual appeal of interiors and exteriors.

- Spun cast Fiberglass
- Highest Structural load rating
- Easy Installation (45 min.)
- Wide range of styles and sizes available
- Limited lifetime warranty



HB&G SPECIAL ORDER

Full Line Catalog Available

| IN-STOCK INVENTORY | | | |
|-------------------------|--------|-----------------------------------|---------|
| BXC # | MFG# | DESCRIPTION | SIZE |
| SQUARE PERMACAST | | | |
| 166252 | 47022 | PERMACAST SQUARE ROUGHSAWN COLUMN | 8 X 10 |
| 171260 | 47032 | PERMACAST SQUARE ROUGHSAWN COLUMN | 10 X 10 |
| 164562 | 660004 | ROUGHSAWN TRIM KIT SQUARE | 4" |
| 164584 | 660006 | ROUGHSAWN TRIM KIT SQUARE | 6" |



Real Wood, Perfectly Primed.

- Real Wood
- Primed and Ready to Paint
- Industry Leading Finish
- Ideal for Multiple Applications

| BXC # | SIZE | DESCRIPTION | PCS/BDL |
|-------------------------|---------------------------------|--|---------|
| PATTERN STOCK | | | |
| 129569 | 1" x 6" x 16' (1/2") | PrimeLinx Radiata Pine FJ Primed T&G E&CB/VJNT | 189 |
| SHADOW GAP | | | |
| 163851 | 1" x 6" x 16' (19/32" x 5-3/8") | PrimeLinx Radiata Pine FJ Primed Shadow Gap | 176 |
| 163763 | 1" x 8" x 12' (19/32" x 7-3/8") | PrimeLinx Radiata Pine FJ Primed Shadow Gap | 96 |
| 163866 | 1" x 8" x 16' (19/32" x 7-3/8") | PrimeLinx Radiata Pine FJ Primed Shadow Gap | 132 |
| 21/32" TRIMBOARD | | | |
| 240161 | 1" x 2" x 16' | PrimeLinx Radiata Pine FJ Primed | 560 |
| 240263 | 1" x 4" x 16' | PrimeLinx Radiata Pine FJ Primed | 240 |
| 240329 | 1" x 6" x 16' | PrimeLinx Radiata Pine FJ Primed | 147 |
| 240379 | 1" x 8" x 16' | PrimeLinx Radiata Pine FJ Primed | 114 |
| 240404 | 1" x 10" x 16' | PrimeLinx Radiata Pine FJ Primed | 84 |
| 240518 | 1" x 12" x 16' | PrimeLinx Radiata Pine FJ Primed | 76 |
| 123412 | 1" x 6" x 16' | PrimeLinx Radiata Pine FJ Primed Plough | 147 |
| 23/32" TRIMBOARD | | | |
| 146547 | 1" x 4" x 16' | PrimeLinx Radiata Pine FJ Primed | 216 |
| 146644 | 1" x 6" x 16' | PrimeLinx Radiata Pine FJ Primed | 133 |
| 146759 | 1" x 8" x 16' | PrimeLinx Radiata Pine FJ Primed | 108 |
| 146843 | 1" x 10" x 16' | PrimeLinx Radiata Pine FJ Primed | 76 |
| 146991 | 1" x 12" x 16' | PrimeLinx Radiata Pine FJ Primed | 68 |



Pattern Stock



Shadow Gap®



Trim Boards

Cedar

Green Dimensional & Trim, Timbers, Pattern Stock & More



Add a Captivating, Elegant Touch to Architectural Designs.

Cedar seamlessly combines aesthetic charm with functional durability. With its alluring reddish-brown tones that mature into a captivating silvery hue over time, cedar offers innate resistance to decay and pests due to its natural oils and compounds.

Cedar's exceptional stability and workability make it a go-to choice for siding, decking and roofing, ensuring structures maintain their appeal while weathering the elements.

Ordering Details

All RGH timbers and dimension available for surfacing upon request (Subject to lead time).

Custom timber sizing available in RGH or S4S (Subject to lead time).

We offer Custom Milling!

*Please allow up to two weeks for delivery.



Cedar


Green Dimensional & Trim, Timbers, Pattern Stock & More



| SIZE | DESCRIPTION | LENGTHS | UNIT SIZE |
|--------------------------------------|------------------------------------|--------------|-----------|
| GREEN S1S2E TRIM BOARDS | | | |
| 1x4 | S1S2E Cedar Appearance Grade Green | 8–16 Ft only | 416 |
| 1x6 | S1S2E Cedar Appearance Grade Green | | 256 |
| 1x8 | S1S2E Cedar Appearance Grade Green | | 192 |
| 1x10 | S1S2E Cedar Appearance Grade Green | | 160 |
| 1x12 | S1S2E Cedar Appearance Grade Green | 8–14 Ft | 128 |
| 1x12 | S1S2E Cedar Appearance Grade Green | 16–20 Ft | 128 |
| ROUGH CEDAR GREEN DIMENSIONAL | | | |
| 2x4 | Rough Cedar Appearance Grade Green | | 168 |
| 2x6 | Rough Cedar Appearance Grade Green | | 112 |
| 2x8 | Rough Cedar Appearance Grade Green | | 84 |
| 2x10 | Rough Cedar Appearance Grade Green | | 70 |
| 2x12 | Rough Cedar Appearance Grade Green | | 56 |
| 4x4 | Rough Cedar Appearance Grade Green | | 78 |
| 4x6 | Rough Cedar Appearance Grade Green | | 48 |
| 4x8 | Rough Cedar Appearance Grade Green | | 36 |
| 4x10 | Rough Cedar Appearance Grade Green | | 30 |
| 4x12 | Rough Cedar Appearance Grade Green | | 24 |
| 6x6 | Rough Cedar Appearance Grade Green | | 32 |
| 6x8 | Rough Cedar Appearance Grade Green | | 24 |
| 6x10 | Rough Cedar Appearance Grade Green | | 16 |
| 6x12 | Rough Cedar Appearance Grade Green | | 16 |
| 8x8 | Rough Cedar Appearance Grade Green | | 18 |
| 8x12 | Rough Cedar Appearance Grade Green | | 12 |
| 10x10 | Rough Cedar Appearance Grade Green | | 10 |
| 12x12 | Rough Cedar Appearance Grade Green | | 8 |

Pine Boards & Pattern Stock

V-Joint, Nickel Gap, Ship Lap, #2 Yellow Pine & #2 SPF



Beautiful and Sustainable

Pine is the perfect choice for a variety of projects from flooring to walls, ceilings and more. The natural beauty of pine combined with its workability and value make it one of the most popular boards on the market. Fast growing pine is also the most environmentally friendly species on market.


| BXC # | SIZE | DESCRIPTION | PCS/UNIT |
|-----------------------------|--------|---------------------------------------|----------|
| PATTERN STOCK - PINE | | | |
| 274816 | 2X6X12 | #1 T&G V-joint Yellow Pine | 128 |
| 274874 | 2X6X16 | #1 T&G V-joint Yellow Pine | 128 |
| 533280 | 1X6X12 | #2 Pine T&G Nickel Gap/V-joint | 192 |
| 389324 | 1X6X16 | #2 Pine T&G Nickel Gap/V-joint | 192 |
| 425982 | 1X8X12 | #2 Pine T&G Nickel Gap/V-joint | 144 |
| 441685 | 1X8X16 | #2 Pine T&G Nickel Gap/V-joint | 144 |
| 477956 | 1X6X12 | D grade Prolinx T&G V-joint/Flat back | 192 |
| 831881 | 1X6X16 | D grade Prolinx T&G V-joint/Flat back | 192 |
| 596140 | 1X6X12 | D grade Prolinx Ship Lap pattern 105 | 192 |
| 697009 | 1X6X16 | D grade Prolinx Ship Lap pattern 106 | 192 |



| BXC # | SIZE | DESCRIPTION | PCS/UNIT |
|----------------------|---------|----------------|----------|
| BOARDS - PINE | | | |
| 200110 | 1X4X8 | #2 Yellow Pine | 384 |
| 200109 | 1X4X10 | #2 Yellow Pine | 384 |
| 200108 | 1X4X12 | #2 Yellow Pine | 384 |
| 200107 | 1X4X14 | #2 Yellow Pine | 384 |
| 200106 | 1X4X16 | #2 Yellow Pine | 384 |
| 117675 | 1X6X8 | #2 Yellow Pine | 256 |
| 151415 | 1X6X10 | #2 Yellow Pine | 256 |
| 149805 | 1X6X12 | #2 Yellow Pine | 256 |
| 144305 | 1X6X14 | #2 Yellow Pine | 256 |
| 166148 | 1X6X16 | #2 Yellow Pine | 256 |
| 154711 | 1X8X12 | #2 Yellow Pine | 192 |
| 100853 | 1X8X16 | #2 Yellow Pine | 192 |
| SPF | | | |
| 204507 | 1X4X8 | #2 SPF COM | 440 |
| 204508 | 1X4X10 | #2 SPF COM | 440 |
| 204509 | 1X4X12 | #2 SPF COM | 440 |
| 204510 | 1X4X14 | #2 SPF COM | 440 |
| 204511 | 1X4X16 | #2 SPF COM | 440 |
| 204515 | 1X6X8 | #2 SPF COM | 320 |
| 204516 | 1X6X10 | #2 SPF COM | 320 |
| 204517 | 1X6X12 | #2 SPF COM | 320 |
| 204519 | 1X6X16 | #2 SPF COM | 320 |
| 204522 | 1X8X8 | #2 SPF COM | 240 |
| 204523 | 1X8X10 | #2 SPF COM | 240 |
| 204524 | 1X8X12 | #2 SPF COM | 240 |
| 204526 | 1X8X16 | #2 SPF COM | 240 |
| 204528 | 1X10X8 | #2 SPF COM | 200 |
| 204529 | 1X10X10 | #2 SPF COM | 200 |
| 204530 | 1X10X12 | #2 SPF COM | 200 |

Moulding & Millwork

Baseboard, Crown, Stops, Casing, Legs, Jambs & More



Effortlessly Add Character and Sophistication to Your Surroundings.

Transform your spaces with style using our meticulously crafted selection of moulding and millwork products, adding depth, character and sophistication to every corner. Discover the magic of expertly crafted details that elevate your designs while benefiting from the cost-effective elegance that moulding and millwork deliver to your projects.

| BXC # | SIZE | DESCRIPTION |
|------------------|---------------|--------------------------|
| BASEBOARD | | |
| 628934 | 9/16X5-1/4X16 | 218 BASE FJ PRIMED |
| 800945 | 9/16X7-1/4X16 | 218 SPEED BASE FJ PRIMED |
| 321234 | 9/16X5-1/4X16 | 618 BASE FJ PRIMED |
| 262904 | 9/16X4-1/4X16 | 620 BASE FJ PRIMED |
| 174769 | 9/16X3-1/4X16 | 623 BASE FJ PRIMED |
| 216299 | 9/16X3-1/4X16 | 713 BASE FJ PRIMED |
| 113368 | 9/16X4-1/4 | 620 BASE SOLID |
| 100273 | 9/16X3-1/4 | 623 BASE SOLID |
| 138676 | 9/16X3-1/4 | 713 BASE SOLID |
| 800624 | 14MMX5-1/4X16 | 218 BASE MDF PRIMED |
| 697175 | 14MMX7-1/4X16 | 218 BASE MDF PRIMED |
| 639565 | 9/16X5-1/4X16 | 618 BASE MDF PRIMED |
| 616275 | 12MMX3-1/4X16 | 623 BASE MDF PRIMED |


| BXC # | SIZE | DESCRIPTION |
|--------------------|-----------------|----------------------------------|
| BASE CAP | | |
| 263345 | 11/16X1-3/8X16 | 163 BASE CAP FJ PRIMED |
| BASE SHOE | | |
| 526720 | 7/16X11/16X16 | 129 BASE SHOE FJ PRIMED |
| 195551 | 7/16X11/16 | 129 BASE SHOE SOLID |
| BED MOULD | | |
| 647424 | 9/16X1-5/8X16 | 75 BED MOULD FJ PRIMED |
| BOARDS | | |
| 670532 | 11/16X3-1/2X16 | 1X4 S4S MDF PRIMED |
| 694682 | 11/16X5-1/2X16 | 1X6 S4S MDF PRIMED |
| 694683 | 11/16X7-1/4X16 | 1X8 S4S MDF PRIMED |
| 694685 | 11/16X11-1/4X16 | 1X12 S4S MDF PRIMED |
| BRICK MOULD | | |
| 173726 | 1-1/4X2X17 | 180 BRICK MOULD FJ PRIMED |
| 157133 | 1-1/4X2X17 | PROLINE PLUS 180 BRICK MOULD PVC |
| CASING | | |
| 255571 | 11/16X2-1/4X14 | 327 CASE FJ PRIMED |
| 139984 | 11/16X2-1/4X14 | 356 CASE FJ PRIMED |
| 695229 | 11/16X2-1/4X14 | 366 CASE FJ PRIMED |
| 712783 | 11/16X3-1/4X17 | 445 CASE FJ PRIMED |
| 305231 | 1-1/16X3-1/2X17 | RB3 CASE FJ PRIMED |
| 191522 | 11/16x2-1/4 | 356 CASE SOLID |
| 265507 | 11/16X2-1/4 | 366 CASE SOLID |
| 197372 | 11/16X3-1/4X16 | 445 CASE SOLID |
| 737948 | 5/8X3-1/2X16 | W 6 FLUTE/REED CASE FJ RAW |
| 556452 | 15MMX2-1/4X14 | 356 CASE MDF PRIMED |
| 582784 | 15MMX3-1/4X16 | 445 CASE MDF PRIMED |
| CHAIR RAIL | | |
| 547712 | 11/16X3X16 | 297 CHAIR RAIL FJ PRIMED |
| 206643 | 11/16X2-5/8X16 | 390 CHAIR RAIL FJ PRIMED |
| CHAMFER | | |
| 267467 | 3/4X3/4XRL | 995 CHAMFER STRIP SOLID |

Moulding & Millwork

Baseboard, Crown, Stops, Casing, Legs, Jambs & More



| BXC # | SIZE | DESCRIPTION |
|-----------------|-----------------|----------------------------------|
| CORNER | | |
| 177067 | 1-1/8X1-1/8 | 205 OUTSIDE CORNER SOLID |
| 390122 | 11/16X11/16X8 | 206 CORNER GUARD SOLID |
| COVE | | |
| 151598 | 9/16X1-3/4 | 85 COVE SOLID |
| 159295 | 11/16X11/16 | 100 COVE SOLID |
| CROWN | | |
| 526719 | 9/16X5-1/4X16 | 45 CROWN FJ PRIMED |
| 264264 | 9/16X4-5/8X16 | 47 CROWN FJ PRIMED |
| 107232 | 9/16X3-5/8X16 | 49 CROWN FJ PRIMED |
| 284205 | 9/16X2-3/4X16 | 52 CROWN FJ PRIMED |
| 134238 | 11/16x4-1/4x16 | 79 CROWN FJ PRIMED |
| 127100 | 9/16X3-5/8 | 49 CROWN SOLID |
| 154315 | 9/16X2-3/4 | 52 CROWN SOLID |
| 102102 | 9/16X1-3/4 | 60 CROWN SOLID |
| 146401 | 14MMX4-5/8X16 | 47 CROWN MDF PRIMED |
| 697172 | 9/16X5-1/4X16 | 45 CROWN MDF PRIMED |
| 670730 | 14MMX3-5/8X16 | 49 CROWN MDF PRIMED |
| 273012 | 19MMX5-1/4X16 | COVE CROWN GM 2153 MDF PRIMED |
| HANDRAIL | | |
| 179855 | 1-1/4" | 233 FULL ROUND SOLID |
| 157760 | 1-1/4X2-1/4 | 240 HANDRAIL SOLID |
| JAMB | | |
| 328248 | 11/16X4-9/16X16 | FLAT JAMB FJ PRIMED |
| LATTICE | | |
| 149604 | 1/4X1-1/2 | 266 LATTICE SOLID |
| MULLION | | |
| 145392 | 3/8X1-1/2 | 988 MULLION SOLID |
| ROUNDS | | |
| 140929 | 11/16X11/16X16 | 106 QUARTER ROUND FJ PRIMED |
| 196961 | 11/16X11/16 | 106 QUARTER ROUND SOLID |
| SCREEN | | |
| 153481 | 1/4X3/4 | 142 SCREEN MOULD SOLID |
| STOOL | | |
| 499512 | 11/16X5-1/4X16 | 1021 WINDOW STOOL FJ PRIMED |
| 134724 | 11/16X2-1/2X16 | 1195 WINDOW STOOL 7/8 RBT FJ RAW |
| STOP | | |
| 144358 | 7/16X1-1/4XRL | 937 DOOR STOP SOLID |
| 118517 | 7/16X1-1/4XRL | 941 DOOR STOP SOLID |




Introducing **Greenbar2X[®] Fiberglass Rebar**

Greenbar2X[®] is next-generation fiberglass rebar engineered to deliver unparalleled strength, durability, and corrosion resistance, making it the ideal solution for residential and commercial construction projects. Designed to outperform traditional steel, Greenbar2X[®] is perfect for applications ranging from small-scale jobs like patios, driveways and foundations to large infrastructure projects such as pool foundations and retaining walls. Its lightweight design ensures quicker, more efficient installation, reducing both time and labor costs on-site. With superior resistance to corrosion, Greenbar2X[®] minimizes maintenance expenses and significantly extends the lifespan of concrete structure. Greenbar2X[®] is the smart, sustainable choice for projects that demand long-lasting performance and concrete reinforcement in even the harshest environments. It's time to start building stronger, faster, better!

Better than Steel Rebar

- ✓ STRONGER
- ✓ LIGHTER & EASIER TO HANDLE
- ✓ EASIER TO CUT
- ✓ WILL NOT RUST OR CORRODE



| BXC # | SIZE | DESCRIPTION | PCS/UNIT |
|-------------------------|------------|-------------------------|----------|
| FIBERGLASS REBAR | | | |
| 159929 | 3/8" x 10' | Greenbar Fiber Rebar #3 | 20 |
| 875448 | 3/8" x 20' | Greenbar Fiber Rebar #3 | 20 |
| 490222 | 1/2" x 4' | Greenbar Fiber Rebar #4 | 10 |
| 316576 | 1/2" x 10' | Greenbar Fiber Rebar #5 | 10 |
| 344255 | 1/2" x 20' | Greenbar Fiber Rebar #6 | 10 |

Metal Solutions

Metal Studs & Tracks

SteelLinx[®]
Quality Metal Solutions

Quality Metal Products at a Competitive Price.

From foundations to roofing, our branch offers a comprehensive collection of metal building products. Our extensive global sourcing capabilities enable us to provide you with the best quality and value available.

| BXC # | SIZE | DESCRIPTION | PCS/ UNIT |
|--------------------------|-----------------------|-------------------------|--------------|
| METAL STUDS/TRACK | | | |
| 168460 | 1-1/4" x 3-5/8" x 8' | Metal Stud 20ga Prostud | 180 |
| 108945 | 1-1/4" x 3-5/8" x 10' | Metal Stud 20ga Prostud | 180 |
| 198142 | 1-1/4" x 3-5/8" x 12' | Metal Stud 20ga Prostud | 180 |
| 192432 | 1-1/4" x 2-1/2" x 8' | Metal Stud 20ga Prostud | 240 |
| 155450 | 1-1/4" x 2-1/2" x 10' | Metal Stud 20ga Prostud | 240 |
| 186972 | 1-1/4" x 3-5/8" x 8' | Metal Stud 25ga Prostud | 180 |
| 672691 | 1-1/4" x 3-5/8" x 10' | Metal Stud 25ga Prostud | 180 |
| 211466 | 1-1/4" x 3-5/8" x 10' | Metal Track 20ga | 180 |
| 592086 | 1-1/4" x 2-1/2" x 10' | Metal Track 25ga | 240 |
| 499859 | 1-1/4" x 3-5/8" x 10' | Metal Track 25ga | 180 |

ms Metal Sales[™]

Metal Sales Corrugated & 5V Roofing available

Special order in 25 piece bundles

Metal Solutions

Flashing & Eave Drip



Durable Edge Protection Without Compromise.

Our metal flashing and eave drip products are built for strength, consistency, and long-term performance. With strategic global sourcing and competitive pricing, you get dependable protection against the elements—without sacrificing value.

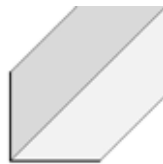
SteelLinx®

FLAMCO

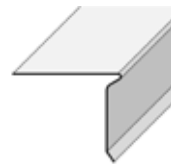
SEMCO™
SOUTHEASTERN METALS

TAMLYN®
FAMILY. VALUE. SERVICE.

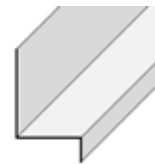
| BXC # | SIZE | DESCRIPTION | PCS/UNIT |
|---|----------------------------|--------------------------------|----------|
| EAVE DRIP / ANGLE / Z FLASHING / ROLL FLASHING | | | |
| 252189 | 6 x 2-1/2" | Eave Drip 25ga Black | 25 |
| 561316 | 6 x 2-1/2" | Eave Drip 25ga Brown | 25 |
| 561317 | 6 x 2-1/2" | Eave Drip 25ga White | 25 |
| 119543 | 2" x 2" x 10' | Angle Hemmed Steel 25ga | 1 |
| 226707 | 7/8" x 10' | Channel Hat Furring Steel 25ga | 1 |
| 705015 | 3-1/2" x 4" x 10' | Apron Galv | 25 |
| 623134 | 4" x 4" x 10' | Angle Flashing Hem Galv | 20 |
| 669873 | 1-1/2" x 1-1/2" x 10' | Roof Edge Galv | 50 |
| 690507 | 1-7/8" x 3/4" x 3/8" x 10' | Z-Flashing Galv | 50 |
| 161029 | 2" x 3/8" x 3/8" x 10' | Z-Flashing Galv | 50 |
| 165571 | 2" x 5/8" x 3/8" x 10' | Z-Flashing Galv | 50 |
| 204721 | 20" x 50' | Roll Flashing Galv | 30 |



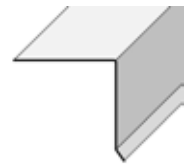
Angle Flashing



Eave Drip



Z-Flashing



Roof Edge

Concrete Accessories

Remesh, Rebar, Rebar Pins & More



Build Stronger

Our extensive selection means you can rely on one supplier who understands your business and works with you to deliver the products you need.

| BXC # | SIZE | DESCRIPTION | PCS/UNIT |
|----------------------|--------|-------------------------------------|----------|
| NAILS | | | |
| 214237 | 1" | Plastic Cap Nail | 2M |
| 210789 | 1-1/4" | Coil Roofing Nail .120 15 deg. wire | 7.2M |
| 647236 | 1" | Plastic Cap Nail Eg Ring Shank | 3M |
| PLYWOOD CLIPS | | | |
| 275206 | 7/16" | Plywood Clips | 250 |
| 275234 | 15/32" | Plywood Clips | 250 |
| 144121 | 5/8" | Plywood Clips | 250 |
| 235306 | 3/4" | Plywood Clips | 250 |
| ROD CHAIR | | | |
| 621905 | #2 | Rod Chair | 100 |
| 621904 | #3 | Rod Chair | 100 |
| WALL TIES | | | |
| 152178 | | Zig Zag Wall Ties 22 GA Galv. | 500 |

| BXC # | SIZE | DESCRIPTION | PCS/UNIT |
|---------------------|------------|---|----------|
| TIE WIRE | | | |
| 655221 | | 16ga Black Tire Wire | 24 |
| 738835 | 6" | Bar Tie Black Annealed 16 GA 4 ct 1000 pc rolls | 1 |
| 136788 | 6" | Bar Tie Black Annealed 16 GA 1 ct 5000 pc rolls | 1 |
| 126482 | 8" | Bar Tie Black Annealed 16 GA 1 ct 5000 pc rolls | 1 |
| ANCHOR BOLTS | | | |
| 665928 | 1/2" x 6" | Galv Anchor Bolt w/ Nut and Washer | 50 |
| 319868 | 1/2" x 8" | Galv Anchor Bolt w/ Nut and Washer | 50 |
| 638550 | 1/2" x 10" | Galv Anchor Bolt w/ Nut and Washer | 50 |
| 226491 | 1/2" x 12" | Galv Anchor Bolt w/ Nut and Washer | 50 |
| 222943 | 1/2" x 6" | Plain Anchor Bolt w/ Nut and Washer | 50 |
| 203085 | 1/2" x 8" | Plain Anchor Bolt w/ Nut and Washer | 50 |
| 199535 | 1/2" x 10" | Plain Anchor Bolt w/ Nut and Washer | 50 |
| LATH | | | |
| 715169 | 2.5 27x97 | Metal Lath Diamond Galv | 250 |
| REMESH | | | |
| 172183 | 5" x 150' | Steel Remesh Roll 10G 6x6 W1.4/1.4 | 9 |
| 189134 | 5" x 10' | Steel Remesh Sheet 10G 6x6 W1.4/1.4 | 300 |
| 737624 | 42" x 84" | Steel Remesh Sheet 10G W1.4/1.4 | 100 |
| REBAR | | | |
| 311887 | 3/8" x 20' | Steel Rebar #3 Grade 40 | 270 |
| 113419 | 1/2" x 10' | Steel Rebar No Grade | 150 |
| 312305 | 1/2" x 20' | Steel Rebar #4 Grade 40 | 162 |
| 526419 | 1/2" x 20' | Steel Rebar #4 Grade 60 | 162 |
| 312276 | 5/8" x 20' | Steel Rebar #4 Grade 40 | 100 |
| 321635 | 5/8" x 20' | Steel Rebar #4 Grade 60 | 100 |

Additional Resources



Ask about our Valued Added Services:

- Assistance with Manufacturer Engagement & Coordination
- Job Site Delivery
- Take Off Services
- Large Project Expertise
- Order Tracking
- Single Point of Contact

BLUELINX
DELIVERING WHAT MATTERS™

Your *Premier* Building
Products Distributor.



Extensive Product Offering | Responsive Service | Nationwide Distribution

**Birmingham
Distribution Center**

**bluelinxco.com
(866) 481-4036**