

ST. LOUIS | PRODUCT GUIDE

Supplying All Your Building Project Needs



BLUELINX
DELIVERING WHAT MATTERS™

Delivering the Building
Blocks to *Better Lives.*



**St. Louis
Distribution Center**

bluelinxco.com
800.388.2889

*Delivering The Building Blocks to **Better Lives.***

BlueLinX is a building products distributor for residential and commercial construction.



**CALL
TODAY!**

1-888-502-2583

- ✓ Unparalleled Customer Service
- ✓ Extensive Selection of Products
- ✓ Coast-to-Coast Distribution

BlueLinX is the leading wholesale building products distributor for the top brands and customers in North America for homes and commercial construction. With warehouses across the country and a strong logistics network, we pick, pack, and ship the most sought-after materials to retailers and builders across America – completely, accurately, and on time. Since 1954, BlueLinX has been a proud blue-collar company of dedicated people who use their hands and skills to help transform building products into strong, secure businesses, houses, and homes. We emerged out of the plywood distribution division of Georgia-Pacific Corporation and have grown to become a preeminent partner for specialty materials suppliers, retailers, and professionals in the construction industry. BlueLinX is headquartered in Atlanta, Georgia.

Contents

Products from BlueLinx

ENGINEERED WOOD

4 | *Rim Board, LVL & I-Joist*

MILLWORK

5 | *PrimeLinx®*

6 | *Moulding & Millwork*

SPECIALTY LUMBER

7 | *Gorman*

8 | *Import Pattern Stock*

9 | *Cedar*

SIDING & TRIM

10 | *GP Vinyl® Siding*

11-13 | *Versatex®*

14 | *Armorite™*

OUTDOOR LIVING

15-16 | *MoistureShield® Composite Decking*

17 | **NEW!** *MoistureShield® InstaDeck® Outdoor Flooring System*

18 | *MoistureShield® Compass Railing and Accessories*

WEATHERIZATION & INSULATION

19 | *Barricade® Building Wrap*

STRUCTURAL PRODUCTS

20 | *GP® DensGlass® & Shaftliner Accessories*

21 | *Industrial & Decorative Panels*

22-23 | *Huber® & PerformMAX®*

24 | *OSB, Sheathing, Plywood & Plywood Siding*

25 | *Lumber*

METALS

26 | *Rebar, Remesh, Studs & Tracks*

27 | *V-ROD Glass Fiber Reinforced Polymer Rebar*

28 | *Greenbar2X® Fiberglass Rebar*



Engineered Wood

Rim Board, LVL & I-Joist



Great Framework Begins with High-Quality Engineered Wood Products.

With onCENTER®, you can breeze through your next project with our quality engineered wood products delivered direct to your job site. You'll find everything you need to complete your next project on schedule and on budget.

When It's Built Right, It's onCENTER®.



SIZE	DESCRIPTION
LAMINATED STRAND FRAMING LUMBER - STUDS	
1-1/2" X 3-1/2"	1.35E(SF) LSL
1-1/2' X 5-1/2"	1.35E(SF) LSL
LAMINATED VENEER LUMBER (1 3/4" LVL 2.1E)	
1-3/4" X 7-1/4"	1 3/4" X 7 1/4" ONCENTER LVL 2.1E
1-3/4" X 9-1/4"	1 3/4" X 9 1/4" ONCENTER LVL 2.1E
1-3/4" X 9-1/2"	1 3/4" X 9 1/2" ONCENTER LVL 2.1E
1-3/4" X 11-1/4"	1 3/4" X 11 1/4" ONCENTER LVL 2.1E
1-3/4" X 11-7/8"	1 3/4" X 11 7/8" onCENTER LVL 2.1E
1-3/4" X 14"	1 3/4" X 14" onCENTER LVL 2.1E
1-3/4" X 16"	1 3/4" X 16" onCENTER LVL 2.1E
1-3/4" X 18"	1 3/4" X 18" onCENTER LVL 2.1E
1-3/4" X 20"	1 3/4" X 20" onCENTER LVL 2.1E
1-3/4" X 24"	1 3/4" X 24" onCENTER LVL 2.1E
I-JOIST	
STOCKING WAREHOUSE PRIME LENGTHS - 20', 24', 28', 32', 36'	
2-1/2" X 9 1/2"	I-JOIST ONCENTER BLI 40 SERIES
2-1/2" X 11 7/8"	I-JOIST ONCENTER BLI 40 SERIES
2-1/2" X 14"	I-JOIST ONCENTER BLI 40 SERIES
3-1/2" X 11 7/8"	I-JOIST ONCENTER BLI 65 SERIES
3-1/2" X 14"	I-JOIST ONCENTER BLI 65 SERIES
3-1/2" X 16"	I-JOIST ONCENTER BLI 65 SERIES
3-1/2" X 11 7/8"	I-JOIST ONCENTER BLI 80 SERIES
3-1/2" X 14"	I-JOIST ONCENTER BLI 80 SERIES
1-1/8" RIM BOARD	
1-1/8" X 9 1/2"	ONCENTER RIMBOARD SE
1-1/8" X 11 7/8"	ONCENTER RIMBOARD SE
1-1/8" X 14"	ONCENTER RIMBOARD SE
1-1/8" X 16"	ONCENTER RIMBOARD SE



Real Wood, Perfectly Primed.

- Real Wood
- Primed and Ready to Paint
- Industry Leading Finish
- Ideal for Multiple Applications

BXC #	SIZE	DESCRIPTION
SHADOW® GAP		
163851	1" X 6" X 16'	PRIMELINX RADIATA PINE FJ PRIMED SHIPLAP
163866	1" X 8" X 16'	PRIMELINX RADIATA PINE FJ PRIMED SHIPLAP
TRIM BOARDS - 23/32"		
146547	1" X 4" X 16'	PRIMELINX RADIATA PINE FJ PRIMED
146644	1" X 6" X 16'	PRIMELINX RADIATA PINE FJ PRIMED
146759	1" X 8" X 16'	PRIMELINX RADIATA PINE FJ PRIMED
146991	1" X 12" X 16'	PRIMELINX RADIATA PINE FJ PRIMED




Shadow Gap®



Trim Boards

Moulding & Millwork

Baseboard, Crown, Stops, Casing, Legs, Jambs & More



Effortlessly Add Character and Sophistication to Your Surroundings.

Transform your spaces with style using our meticulously crafted selection of moulding and millwork products, adding depth, character and sophistication to every corner. Discover the magic of expertly crafted details that elevate your designs while benefiting from the cost-effective elegance that moulding and millwork deliver to your projects.



BXC #	SIZE	DESCRIPTION	BUNDLE SIZE
CROWN			
773936	9/16X4-1/4X16	MLD WPI 48 PRIMED CROWN F/J JESO	8 pc
CASING			
139984	11/16X2-1/4X14	MLD WPI 356 CASE F/J PREMIUM PRIMED	12 pc
695229	11/16X2-1/4X14	MLD WPI 366 CASE F/J PREMIUM PRIMED	12 pc
117260	11/16X2-1/4X7	MLD WPI 366 CASE F/J PREMIUM PRIMED	12 pc
323226	11/16X3-1/4X16	MLD WPI 413 E2E CASING F/J PRIMED	12 pc
695216	11/16X3-1/4x15	MLD WPI 444 CASING F/J PRIMED 15'	10 pc
550370	11/16X3-1/4x16	MLD WPI 444 CASING F/J PRIMED 16'	10 pc
BASE			
321234	9/16X5-1/4X16	MLD WPI 618 BASE COLONIAL F/J PRIMED	6 pc
262904	9/16X4-1/4X16	MLD WPI 620 BASE F/J PREMIUM PRIMED	8 pc
174769	9/16X3-1/4X16	MLD WPI 623 BASE F/J PREMIUM PRIMED	10 pc
695206	9/16X5-1/4	MLD PINE LGM 163E BASE PRIMED JESSO FJ	6 pc
695207	9/16X4-1/4	MLD PINE LGM 163E BASE PRIMED JESSO FJ	6 pc
446436	9/16X5-1/4X16	MLD WPI E1E BASE FJOINT PREMIUM PRIMED	6 pc
QUARTER ROUND AND BASE SHOE			
166007	3/4X3/4X16	MLD WPI 105 QUARTER ROUND F/J PRIMED	40 pc
125221	1/2X3/4X16	MLD WPI 126 BASE SHOE F/J PRIMED	50 pc

Call BLX for availability on other millwork profiles.

800.388.2889

Gorman

#2 Elite Boards, Craftsman Boards & Pattern 116/WP4 Reversible End Match



Showcasing the Pure Beauty of Natural Wood.

Gorman lumber is carefully graded above the NLGA or WWPA industry standards, has a furniture finish that is smooth and splinter-resistant (The Gorman Edge) and is heat treated and kiln dried to ensure a stable board, not prone to bowing or cracking.

The Gorman Edge:

Different Grades:

All 1" boards are carefully graded with smaller and fewer natural traits allowed in the higher grades of wood.

Different Package Sizes:

All Gorman products are wrapped in protective tarp to ensure clean stock and better inventory control.

- ✓ Smooth surfaces & soft edges
- ✓ Fewer slivers
- ✓ Less chipping
- ✓ Waxed edges to reduce splits
- ✓ Slow & gentle drying to create a flat & stable board

BlueLinx St. Louis stocks the Gorman Elite, Gorman Craftsman, and Pattern 116/WP4 Reversible in both the Elite and Craftsman series in various sizes and lengths.



Import Pattern Stock
*Tongue & Groove Edge-V
with V-Joint Back*

Product Features:

- T&G Construction
- Reversible Profile for Wall or Ceiling Applications
- Ready to Paint or Stain



SPF #2 Pattern WP 4 116



6" Center and Edge-V with Edge-V Back
Coverage 5 1/8" | Thickness 11/16"

BXC #	SIZE	MINI BUNDLE	FULL BUNDLE
780085	1" x 6" x 16"	6 PCS	294 PCS



8" Center and Edge-V with Edge-V Back
Coverage 6 7/8" | Thickness 11/16"

BXC #	SIZE	MINI BUNDLE	FULL BUNDLE
497390	1" x 8" x 16"	4 PCS	200 PCS

Cedar

Green Dimensional & Trim, Timbers & Pattern Stock



Add a Captivating, Elegant Touch to Architectural Designs.

Cedar seamlessly combines aesthetic charm with functional durability. With its alluring reddish-brown tones that mature into a captivating silvery hue over time, cedar offers innate resistance to decay and pests due to its natural oils and compounds.

Cedar's exceptional stability and workability make it a go-to choice for siding, decking and roofing, ensuring structures maintain their appeal while weathering the elements.

***BLX STL stocks 1x in SIS2E,
and various sizes and lengths
of rough cedar***



Vinyl Siding

Traditional, Dutch Lap, Soffit & Accessories



Georgia-Pacific

Vinyl Siding & Accessories

VISION PRO®		AVAILABLE FORMATS			
THICKNESS .040	AVAILABLE FINISH Woodgrain				
		Double 4" Traditional	Double 5" Traditional	Double 4" Dutch	Double 5" Dutch

COMPASS®	
THICKNESS .044	AVAILABLE FINISH Low-Gloss

AVAILABLE FORMATS

Double 4" Traditional	Double 4.5" Dutch

FOREST RIDGE®	
THICKNESS .042	AVAILABLE FINISH Woodgrain

AVAILABLE FORMATS

Double 4" Traditional	Double 5" Traditional

SHADOW RIDGE®	
THICKNESS .042	AVAILABLE FINISH Woodgrain

AVAILABLE FORMATS

Double 4" Dutch	Double 5" Dutch

CEDAR SPECTRUM®

AVAILABLE FORMATS

	THICKNESS .100
Double 9" Hand-Split Shake	AVAILABLE FINISH Woodgrain
	THICKNESS .100
Double 7" Shingle	AVAILABLE FINISH Woodgrain
	THICKNESS .080
Scallops (Round Cut)	AVAILABLE FINISH Woodgrain

CASTLE RIDGE®

THICKNESS .044	AVAILABLE FINISH Woodgrain
---------------------------------	--------------------------------------

AVAILABLE FORMATS

Single 8" Traditional

BOARD & BATTEN

THICKNESS .048	AVAILABLE FINISH Woodgrain
---------------------------------	--------------------------------------

AVAILABLE FORMATS

Single 7" Vertical



BlueLinx has all the accessories to install siding, including blocks, vents and shutters.
Call Today for Availability!



VERSATEX[®]

BUILDING PRODUCTS

HIGH QUALITY PVC PRODUCTS NOW AVAILABLE



TRIMBOARD



VERSAWRAP



SHEET

VERSATEX Building Products are manufactured from cellular PVC, which is impervious to insects and moisture. Product formula ensures VERSATEX maintains its bright white color and is dense enough to use the same cutting tools & fasteners one would with a traditional product. Warping, fading, cupping, or splitting is now a thing of the past — just a building product with high aesthetic value backed by an **industry-best, lifetime, fully transferable, non-prorated warranty.**



XCEEDING Your EXPECTATIONS

XCEED by VERSATEX is durable PVC siding that adds beauty and elegance to any home or building's exterior. Its unique wood-like appearance in 10 contemporary colors provides a high-end look coupled with the durability and maintenance-free features you come to know with VERSATEX PVC. Unlike traditional siding options, XCEED has been carefully developed and tested and is backed by a limited lifetime warranty, providing you peace of mind that your building is protected from an ever-changing environment.

XCEED is available in two distinct lap siding profiles, 4-1/2" and 7-1/2" reveal, each in 16 ft board lengths, enabling fewer butt joints and a quicker installation. Its unique VZ drop lock helps to ensure each row remains level as each row stacks and interlocks move up the wall.



4 1/2" in Simple Sage (Special Order only)

The 4 1/2" lap siding is a narrower profile that delivers a clean, classic look that suits various architectural styles, making it a timeless choice for any exterior project.

7 1/2" in Heritage Blue

The 7 1/2" lap siding offers a wider reveal, creating a bold, modern aesthetic that combines style and size, making it an ideal selection for your next project.



	XCEED Siding by VERSATEX	CEDAR	FIBER CEMENT	VINYL
HIGHEST R-VALUE	X			
IMPERVIOUS TO MOISTURE	X			X
CLASS A FIRE RATING	X		X	
NO PAINT/STAIN REQUIRED	X			X
IMPACT/WIND RESISTANT	X	X	X	

Some Features Include:

- Premium lengths = fewer butt joints and a faster, more efficient install.
- Water resistant and not susceptible to swell, bow, warp, or rot.
- Thicker and more durable than vinyl siding, with a high-end wood-like appearance.
- Color that lasts – maintenance free with no need for routine painting like natural or engineered wood and fiber cement.
- Once the first row is level, VZ Drop-Lock allows for faster installation, interlocking each row, ensuring a level appearance as you install up the wall.

XCEED 7 1/2" Siding is Available in 10 Contemporary Shades



Due to screen/print resolution limitations, product colors may not appear exactly as shown. It's always best to refer to a product sample before final selection. Please check with your dealer.

Designed for Beauty and Elegance.

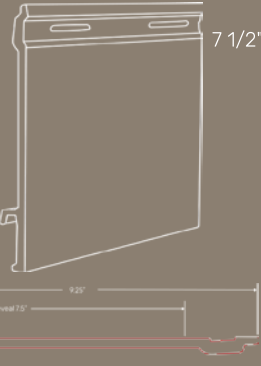
Siding Profile

7 1/2" Reveal x 16' lap siding

PCS PER BOX	4 pcs
WEIGHT PER BOX	47.2 lbs
BOXES PER PALLET	40
BOXES PER SQUARE	2.5 boxes

AVAILABLE COLORS 7 1/2"

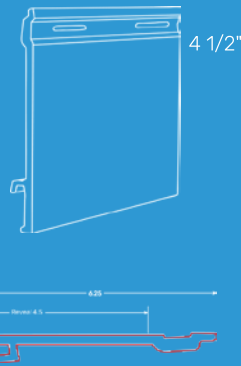
Simple Sage.....EXSD7516SISA
 Sequoia Green.....EXSD7516SEGR
 Heritage BlueEXSD7516HEBL
 Sand Castle.....EXSD7516SACA
 Mojave TanEXSD7516MOTA
 Stonewall Shade..EXSD7516STSH
 Monument Gray ...EXSD7516MOGR
 Quick SilverEXSD7516QUSI
 Centennial Stone.EXSD7516CEST
 Vail White.....EXSD7516VAWH



SPECIAL ORDER ONLY

AVAILABLE COLORS 4 1/2"

Simple Sage.....EXSD4516SISA
 Sequoia Green.....EXSD4516SEGR
 Heritage BlueEXSD4516HEBL
 Sand Castle.....EXSD4516SACA
 Mojave TanEXSD4516MOTA
 Stonewall Shade..EXSD4516STSH
 Monument Gray ...EXSD4516MOGR
 Quick SilverEXSD4516QUSI
 Centennial Stone.EXSD4516CEST
 Vail White.....EXSD4516VAWH



XCEED interlocking system features a top down drop-lock reducing installation time.



XCEED Siding Accessories to Compliment Your Siding

XCEED Band Board

WHITE (Smooth/TimberRidge)


Nominal	Actual	Part Number
<i>Smooth</i>		
1 x 6 x 18'	3/4" x 5 1/2" x 18'	EXBBSM010618
1 x 8 x 18'	3/4" x 7 1/2" x 18'	EXBBSM010818
<i>TimberRidge</i>		
1 x 6 x 18'	3/4" x 5 1/2" x 18'	EXBBTR010618
1 x 8 x 18'	3/4" x 7 1/2" x 18'	EXBBTR010818



XCEED Skirtboard

WHITE (Smooth/TimberRidge)

Nominal	Actual	Part Number
<i>Smooth</i>		
1 x 4 x 18'	3/4" x 3 1/2" x 18'	EXSBSM010418
1 x 6 x 18'	3/4" x 5 1/2" x 18'	EXSBSM010618
<i>TimberRidge</i>		
1 x 4 x 18'	3/4" x 3 1/2" x 18'	EXSBTR010418
1 x 6 x 18'	3/4" x 5 1/2" x 18'	EXSBTR010618



XCEED Frieze Board

WHITE (Smooth/TimberRidge)

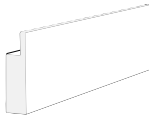
Nominal	Actual	Part Number
<i>Smooth</i>		
5/4 x 4 x 18'	1" x 3 1/2" x 18'	EXFBSM540418
5/4 x 6 x 18'	1" x 5 1/2" x 18'	EXFBSM540618
<i>TimberRidge</i>		
5/4 x 4 x 18'	1" x 3 1/2" x 18'	EXFBTR540418
5/4 x 6 x 18'	1" x 5 1/2" x 18'	EXFBTR540618



Standard Stealth

WHITE (Smooth/TimberRidge)

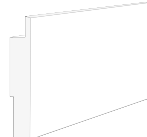
Nominal	Actual	Part Number
<i>Smooth</i>		
5/4 x 4 x 18'	1" x 3 1/2" x 18'	STBSM540418
5/4 x 6 x 18'	1" x 5 1/2" x 18'	STBSM540618
5/4 x 8 x 18'	1" x 7 1/4" x 18'	STBSM540818
<i>TimberRidge</i>		
5/4 x 4 x 18'	1" x 3 1/2" x 18'	STBTR540418
5/4 x 6 x 18'	1" x 5 1/2" x 18'	STBTR540618
5/4 x 8 x 18'	1" x 7 1/4" x 18'	STBTR540818



Stealth w/ Flange

WHITE (Smooth/TimberRidge)

Nominal	Actual	Part Number
<i>Smooth</i>		
5/4 x 4 x 18'	1" x 3 1/2" x 18'	SNFTBSM540418
5/4 x 6 x 18'	1" x 5 1/2" x 18'	SNFTBSM540618
<i>TimberRidge</i>		
5/4 x 4 x 18'	1" x 3 1/2" x 18'	SNFTBTR540418
5/4 x 6 x 18'	1" x 5 1/2" x 18'	SNFTBTR540618

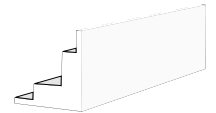


Standard Stealth Corner

WHITE (Smooth/TimberRidge)

Nominal	Actual	Part Number
<i>Smooth</i>		
5/4 x 4 x 10'	1" x 3 1/2" x 10'	SCRSM540410
5/4 x 6 x 10'	1" x 5 1/2" x 10'	SCRSM540610
5/4 x 8 x 10'	1" x 7 1/4" x 10'	SCRSM540810
<i>TimberRidge</i>		
5/4 x 4 x 10'	1" x 3 1/2" x 10'	SCRTR540410
5/4 x 6 x 10'	1" x 5 1/2" x 10'	SCRTR540610
5/4 x 8 x 10'	1" x 7 1/4" x 10'	SCRTR540810

Numbers listed are for 10'. All Corners available in 10', 20' and custom 22' lengths.



Tapered PVC Starter

WHITE (Smooth/TimberRidge)

Actual	Part Number
<i>Smooth</i>	
3/4" x 4 1/2" x 18'	EXTSSM0104518
3/4" x 7 1/2" x 18'	EXTSSM0107518
<i>TimberRidge</i>	
3/4" x 4 1/2" x 18'	EXTSTR0104518
3/4" x 7 1/2" x 18'	EXTSTR0107518



Galvanized and Stainless Steel Metal Starter

Actual	Part Number
<i>Galvanized</i>	
3/4" x 4 1/2" x 10'	EXGMSTARTER
<i>Stainless Steel</i>	
3/4" x 4 1/2" x 10'	EXSSSTARTER



XCEED Nail Hem Bracket & Screw Set

Part #EXSEAMBRACKET

50 Pre-drilled stainless Steel Brackets
 220 Stainless Steel Mounting Screws

• Estimated coverage area is 6 siding squares/box

• **Failure to use the Bracket System voids the warranty.**



*For additional profiles, visit website.

Finish With Trim That's Better From the Start


Armorite™ Exterior Trim is designed with installers in mind, primed on all sides to expedite the painting process on-site. Its single-layer composition ensures easy and precise nailing without any unwanted protrusions or material issues, making it a top choice for efficient and seamless installations with superior workability, requiring minimal sanding and providing a polished paint finish.

- *Factory Applied Exterior Primer*
- *Superior Strength and Handling*
- *Ideal for all Climates*
- *Smooth or Woodgrain Finish*
- *Resists moisture, rot, decay and termites*
- *No added Formaldehyde*
- *Exceptional 50-Year Warranty*



MoistureShield®

Composite Decking



Live outside the ordinary.

MoistureShield® offers the only wood composite deck board that can be installed in the ground, on the ground and underwater. Every MoistureShield® deck board is equipped with an impermeable barrier that fights against damage from moisture, rot, insects, and other harmful elements — all day, every day.


VISION COLLECTION




MERIDIAN COLLECTION



ELEVATE COLLECTION



SIZE	GROOVED	SOLID
VISION COOL DECK		
<i>Colors Available: Mochaccino, Cathedral Stone & Cold Brew</i>		
5/4 X 6 X 12	X	
5/4 X 6 X 16	X	X
5/4 X 6 X 20	X	X
1 X 12 X 12 FASCIA		X
MERIDIAN		
<i>Colors Available: Mariner</i>		
5/4 X 6 X 12		
5/4 X 6 X 16		
5/4 X 6 X 20	X	X
1 X 12 X 12 FASCIA		X
MERIDIAN COOL DECK		
<i>Colors Available: Catalina, Citadel & Shoreside</i>		
5/4 X 6 X 12	X	
5/4 X 6 X 16	X	X
5/4 X 6 X 20	X	X
1 X 12 X 12 FASCIA		X
ELEVATE		
<i>Colors Available: Riverbank, Alpine Gray, Canoe & Lake Fog</i>		
5/4 X 6 X 12	X	
5/4 X 6 X 16	X	
5/4 X 6 X 20	X	X
1 X 12 X 12 FASCIA		X



Reduce lateral movement and add stability to your decking projects.

Get the most seamless installation possible with MoistureShield's exclusive hidden deck fastening system — Beautiful, durable and backed by a limited lifetime warranty against loose deck boards.

BXC#	DESCRIPTION	PCS/UNIT
ACCESSORIES		
271129	CLIP KIT WITH REGULAR SCREWS	50 SF
898556	AEGIS CLIP - WOOD FRAME	250 SF
271432	AEGIS CLIP - WOOD FRAME	50 SF
286653	STARTER CLIP - CARBON STEEL	25 PCS
271432	FINISH CLIP - CARBON STEEL	25 PCS
388662	MOISTURESHIELD JOIST TAPE	2 X 65
232015	MOISTURESHIELD JOIST TAPE	4 X 65
989815	MOISTURESHIELD JOIST TAPE	6 X 65


BXC#	STARBORN DESCRIPTION	MS DECKING COLOR MATCH	PCS/UIIT
STARBORN - CAP-TOR XD EPX COLOR-MATCHED SCREWS (100SF/BX) - #10 2 3/4"			
463658	WARM GRAY 54	CATALINA & SANDSTONE	100 CT
452454	SAND 64	MOCHACCINO	100 CT
462779	JAVA 73	COLD BREW, MARINER	100 CT
288221	GRAY 37	ALPINE GRAY, CATHEDRAL STONE, CITADEL & LAKE FOG	100 CT
751849	CHOCOLATE 71	RIVERBANK	100 CT
556291	BUCKSKIN 63	SHORESIDE	100 CT
STARBORN - PROPLUG SYSTEM (350 SCREWS / 375 PLUGS / TOOL & BIT) - #10 2 3/4"			
287411	PRO PLUG/MS EPX S/P CATALINA 100 LF		
312364	PRO PLUG/MS EPX S/P SHORESIDE 100 LF		
104449	PRO PLUG/MS EPX S/P CANOE 100 LF		
160632	PRO PLUG/MS EPX S/P LAKE FOG 100 LF		
427375	PRO PLUG/MS EPX S/P ALPINE GRAY 100 LF		
655172	PRO PLUG/MS EPX S/P RIVERBANK 100 LF		
456993	PRO PLUG/MS EPX S/P CITADEL 100 LF		
434150	PRO PLUG/MS EPX S/P MARINER 100 LF		
529198	PRO PLUG/MS EPX S/P CATHEDRAL STONE 100 LF		
750014	PRO PLUG/MS EPX S/P COLD BREW 100 LF		
774695	PRO PLUG/MS EPX S/P MOCHACCINO 100 LF		
<i>Starborn Fascia Screws #10 x 1-7/8" (100 ct) stocked in all colors to match the decking BlueLinX stocks. Pro Plug Fascia Tool sold separately.</i>			




Aegis Clip



Starter Clip



Screws




Cap-Tor XD



Joist Tape

MoistureShield®

InstaDeck®



Introducing **MoistureShield InstaDeck® Outdoor Flooring System**

MoistureShield's InstaDeck® is a user-friendly outdoor flooring system for creating ground-level, freestanding decks. Compatible with all MoistureShield decking lines, it allows for screw-free installation with an integrated fastening system. Ideal for homeowners seeking a quick and cost-effective way to upgrade their outdoor space.

2' x 2' InstaDeck (set of 4)
Actual dimensions 22.55" x 22.55"



- Create any size deck using locking tile foundation
- Minimal tools required for easy installation
- Compatible with 60mm (2³/₈") pavers to combine decking and hardscape
- Assemble on any flat surface: grass, concrete, existing patio surfaces and gravel
- Tiles can be offset around obstacles and existing hardscape or concrete
- Made in the USA with Limited Lifetime Warranty

InstaDeck can be installed in straight runs or in an interlocking pattern



INSTADECK OUTDOOR FLOORING SYSTEM

How big is your space?		What you will need.				
Deck Size L X W	Square Footage Area	Total # of InstaDeck Packs	Total # of InstaDeck Tiles	Deck Boards	Anchor*	Anchor**
7.66' X 7.66'	59'	4	16	(8) 16'	32	64
11.5' X 11.5'	132'	9	36	(24) 12'	72	144
15.33' X 15.33'	235'	16	64	(32) 16'	128	256

*If installing on concrete
**If installing on soil



3X
Powder Coat
Rated at 3X
Industry Standard



Limited Lifetime
Warranty



2-3 Rail Adapter
Available



Deck Board
Adapter Available



Cable Infill
Available



MoistureShield's Compass Series aluminum deck railing system adds a contemporary edge to any deck design with rust-proof construction and modern lines for any outdoor setting. Featuring ProLock™ strips and a powder coating rated three times the industry standard, Compass Series aluminum railing offers secure connections and durability for sophisticated strength.

Features:

- Strong and durable - will not rust
- Pre-assembled panels are true to length
- 2 top rail options - Cambridge for a contoured profile and classic for an architectural style flat profile
- Top and bottom rail end caps conceal cuts for a clean & polished look ProLock™ strips create a secure screwless connection to 3/4" baluster
- Powdercoat rated at more than 3X industry standard
- Concealed brackets offer a clean & polished look
- Code compliant for safety and security
- Limited Lifetime Warranty

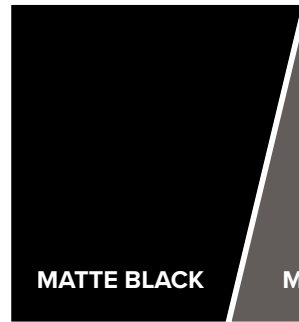
Top Rail Options



Cambridge



Classic



MATTE BLACK



MATTE BRONZE

Options (available in 36" & 42" heights)



3/4" Square Balusters



Deck Board Adapter



2-3 Rail Adapter

Weatherization

Building Wrap



Cool in the Summer, Warm in the Winter, Dry All Year Long.

Elevate comfort, cut costs, and reduce environmental impact with our top-tier weatherization and insulation product offerings. Enjoy consistent indoor temperatures, lower energy bills, and a quieter, healthier living or working space. Explore now and experience the transformative benefits firsthand.

Maximize your brand's impact with Barricade® Building Wrap.

Dealers and builders can now promote their brand and attract local interest with state-of-the-art high resolution print technology.

No Set-Up Fee:

Choose from a wide spectrum of colors and gradients at no extra cost.

Alternating Messages & Images:

Impactful logos, custom messaging, and contact information all on one roll of any grade building wrap.

Flexible Order Size:

Mix two custom logos on same pallet.





DensGlass Sheathing & ShaftLiner
#1 Industry Specified & Builder Preferred

- Versatile substrate with greater moisture resistance than paper-faced panels
- Non-combustible fiberglass reinforced core
- Easy installation - Cut with standard drywall tools

Call for pricing and availability on truckloads of Georgia-Pacific Gypsum products!


BXC #	SIZE	DESCRIPTION	PCS/UNIT
DENSGLOSS SHAFTLINER & SHEATHING			
451333	1 x 2 x 10	GP DensGlass Shaftliner	40
726270	1 x 2 x 12	GP DensGlass Shaftliner	40
958094	5/8 x 4 x 8	GP DensGlass FG Sheathing	40

Industrial & Decorative Panels

Birch, Lauan, MDF Panels & More

Panels for Every Project and Budget.

Our comprehensive selection of panels cater to diverse construction and design needs, offering durability for structural integrity and creative expression for aesthetics.



Birch Panel



Lauan



MDF




White Melamine

BXC #	SIZE	DESCRIPTION
BIRCH/LAUAN		
111535	5.2MM x 4' x 8'	Lauan Panel BB-CC Ext
147011	3/4" x 4' x 8'	White Birch C-2 Import v/c r/c
HARDBOARD		
107311	1/8" x 4' x 8'	Tempered Hardboard S1S
130930	3/16" x 4' x 8'	Eucatex Deep Bead Beaded Hardboard
123866	1/4"x 12"x192"	Benderboard
PARTICLE BOARD		
759449	3/4" x 11-1/4" 145"	Particleboard Shelving S/E White
451167	3/4" x 15-1/4" x 145"	Particleboard Shelving S/E White
270432	3/4" x 49" x 97"	Particle Board IND Pond Pine
MDF PANELS		
104664	3/4" x 4' x 8'	MDF
114753	1/2" x 4' x 8'	MDF
MELAMINE PANELS		
104386	3/4"x4'x8'	Melamine PBC White G2S
133349	3/4"x61"x97"	Melamine PBC White G2S
AC ARAUCO RADIATTA PINE		
697052	11/32" x 4'x8'	AC Arauco Radiatta Pine
697055	15/32" x 4'x8'	AC Arauco Radiatta Pine
697057	23/32" x 4'x8'	AC Arauco Radiatta Pine
YELLOW PINE STEPPING		
689995	2"x12"x14'	Yellow Pine #1 BN Stepping
689996	2"x12"x16'	Yellow Pine #1 BN Stepping
756023	5/4"x12"x8'	Yellow Pine C&BTR BN Stepping
787478	5/4"x12"x10'	Yellow Pine C&BTR BN Stepping
229927	5/4"x12"x12'	Yellow Pine C&BTR BN Stepping
229929	5/4"x12"x14'	Yellow Pine C&BTR BN Stepping
125571	5/4"x12"x16'	Yellow Pine C&BTR BN Stepping
FURRING STRIPS		
Available in 1x2, 1x3, and 2x2 in various lengths		

Huber

ZIP System® OSB, Sub-Floor & Accessories




Huber Products are Engineered to Enhance the Performance of a Building.

Award-winning, high performance products for roof, wall and flooring applications.

Huber products are engineered to enhance performance. Draft free homes and squeak-free subfloor assemblies are why building professionals rely on Huber products from their first job to their last.



ZIP System OSB



AdvanTech Sub-Floor



Subfloor Adhesive



ZIP Tape



Stretch Tape



ZIP Tape Roller

BXC #	SIZE	DESCRIPTION
ZIP SYSTEM®		
259097	7/16" x 4' x 8'	ZIP OSB Wall/Roof Combo Struc 1
259877	7/16" x 4' x 9'	Huber ZIP System OSB Wall
259918	7/16" 4' x 10'	ZIP OSB WALL
259949	1/2" x 4' x 8'	ZIP OSB Wall/Roof Combo Struc 1
570114	5/8" x 4' x 8'	ZIP OSB Wall/Roof Combo Struc 1
794426	15/16" x 4' x 8'	Huber ZIP System Insulated R Sheathing R3.6
454221	1-7/16" x 4' x 8'	Huber ZIP System Insulated R Sheathing R6.6
ADVANTECH®		
261608	23/32" x 4' x 8'	Blue Plus OSB T&G Flooring
649207	23/32" x 4' x 8'	AdvanTech OSB T&G Struct 1
363885	23/32" x 4' x 8'	AdvanTech X Factor OSB T&G Struct 1
PERFORMMAX®		
1007570	19/32" x 4' x 8'	Huber PerformMAX T&G
1007572	23/32" x 4' x 8'	Huber PerformMAX T&G
ACCESSORIES		
261066	10.3 OZ.	Huber ZIP System Liquid Flash Cartridge
260945	29 OZ.	Huber ZIP System Liquid Flash Cartridge
260883		Huber ZIP System Tape Gun
261231	24 Oz	Advantech Subfloor Adhesive Can
259118	3.75" x 90'	Huber ZIP System Tape
549880	3.75" x 30'	Huber ZIP System Tape
268747	9" x 50'	Huber ZIP System Tape
478063	3" x 20'	Huber ZIP System Stretch Tape
312719	6" x 20'	Huber ZIP System Stretch Tape
260101	6" x 75'	Huber ZIP System Stretch Tape
260827	10" x 75'	Huber ZIP System Stretch Tape
259143		Huber ZIP Tape Roller
SPECIAL ORDER		
806573	1-1/8" x 4' x 8'	Advantech X Factor OSB T&G Flooring Struct 1



Now Stocking!

PerformMAX[®]

From the creators of AdvanTech[®]

Shed Floors Built for Everyday Durability.

PerformMAX[®] engineered wood products are manufactured to be stronger and more dimensionally stable than plywood. Utilizing advanced resin technology to create a water resistant panel, PerformMAX lies flatter with incredible stiffness allowing your shed floor to meet every demand and expectation.

For more information, visit PerformMaxPanels.com.



bluelinxco.com | 800.388.2889

Panels

OSB, Sheathing, Plywood & Plywood Siding



Panels Tailored for Every Need.

BlueLinX has you covered for any project. Whether it's sheathing, subfloor, siding, or specialized panels such as marine-grade and fire-treated options, we offer the perfect product for every budget and purpose.



BXC #	SIZE	DESCRIPTION
OSB		
113445	7/16 x 4 x 8	OSB Sheathing
428627	7/16 x 4 x 9	OSB Sheathing
113490	19/32 x 4 x 8	OSB Sheathing
128580	1/4 x 4 x 8	OSB Sheathing
ARAUCO PREMIUM AC/UL		
697054	1/4 x 4 x 8	Arauco AC/UL Radiata Pine
697052	11/32 x 4 x 8	Arauco AC/UL Radiata Pine
697055	15/32 x 4 x 8	Arauco AC/UL Radiata Pine
697057	23/32 x 4 x 8	Arauco AC/UL Radiata Pine
SPECIALTY PANELS		
167765	1/2 x 4 x 8	AB Marine
113256	3/4 x 4 x 8	AB Marine
HOOVER INTERIOR FIRE TREATED		
130063	15/32 x 4 x 8	Pyro Guard CDX Fire Treated
726365	19/32 x 4 x 8	Pyro Guard CDX Fire Treated
726366	23/32 x 4 x 8	Pyro Guard CDX Fire Treated
PRESSURE TREATED PLYWOOD		
112760	15/32 x 4 x 8	PT Micro Guard
112741	23/32 x 4 x 8	PT Micro Guard
FIR RATED SHEATHING		
127449	11/32 x 4 x 8	FIR CDX Rated Sheathing Exp 1
154783	15/32 x 4 x 8	FIR CDX Rated Sheathing Exp 1
202057	15/32 x 4 x 8	5-ply FIR CDX Rated Sheathing Exp 1
195482	19/32 x 4 x 8	FIR CDX Rated Sheathing Exp 1
365000	23/32 x 4 x 8	FIR CDX Rated Sheathing Exp 1
PINE RATED SHEATHING		
102830	11/32 x 4 x 8	SYP CDX Rated Sheathing Exp 1
184200	15/32 x 4 x 8	SYP CDX Rated Sheathing Exp 1
195482	19/32 x 4 x 8	SYP CDX Rated Sheathing Exp 1
152512	23/32 x 4 x 8	SYP CDX Rated Sheathing Exp 1

Lumber

Southern Yellow Pine, SPF & Studs



Forms the Backbone of Every Project with a Sturdy Foundation.

We offer an array of sturdy lumber solutions that form the crucial backbone of your construction project. Each product is designed to provide the strength and reliability needed to bring your visions to life.

BlueLinx St. Louis stocks Dimensional SPF
in 2&Btr, Premium, and 4sq product

BlueLinx St. Louis stocks a full line of
various styles and sizes in **SPF Studs**

BLX offers 1# Yellow Pine Dimensional
Lumber, including long length lumber
in 2x4, 2x6, 2x8, 2x10, and 2x12

BLX stocks Pyro-Guard #2 Yellow Pine
S4S Interior Fire Treated Lumber
in various sized and lengths.

In Treated Lumber,
BLX stocks #1
Southern Yellow Pine
MCA Treated GC in
dimensional lumber.

BLX stocks 4x4 and
6x6 in a #2 Southern
Yellow Pine CCA
Treated IG. BLX also
stocks 5/4x6 SYP
MCA Ground Contact
Deck Boards.

Metals

Rebar, Remesh, Studs & Tracks



Build Stronger

Our extensive selection means you can rely on one supplier who understands your business and works with you to deliver the products you need.



BXC #	DESCRIPTION	PCS/ BDL
REBAR		
311887	3/8" x 20' #3 Grade 40 Steel Rebar Rod	266
312305	1/2" x 20' #4 Grade 40 Steel Rebar Rod	150
526419	1/2" x 20' #4 Grade 60 Steel Rebar Rod	150
321635	5/8" x 20' #5 Grade 60 Steel Rebar Rod	96
FIBERGLASS REBAR		
159929	#3 (#10M) 3/8x10 Mateenbar Greenbar2X Fiberglass Rebar	20
875448	#3 (#10M) 3/8x20 Mateenbar Greenbar2X Fiberglass Rebar	20
490222	#4 (#13M) 1/2x4 Mateenbar Greenbar2X Fiberglass Rebar	10
316576	#4 (#13M) 1/2x10 Mateenbar Greenbar2X Fiberglass Rebar	10
344255	#4 (#13M) 1/2x20 Mateenbar Greenbar2X Fiberglass Rebar	10
REMESH ROLLS AND SHEETS		
737624	42" x 84" Steel Remesh Sheet 10G W1.4/1.4 Imp	100
172183	5' x 150' Steel Remesh Roll 10G 6x6 W1.4/1.4 9ct	9
715169	27" x 97" Metal Lath Diamond Galvanized	250
METAL STUDS & TRACKS		
168460	1-1/4" x 3-5/8" x 8' Metal Stud 20 Guage Prostud 161033 DW	180
108945	1-1/4" x 3-5/8" x 10' Metal Stud 20 Guage Prostud 161033 DW	180
192432	1-1/4" x 2-1/2" x 8' Metal Stud 25 Guage Prostud 181021 DW	240
155450	1-1/4" x 2-1/2" x 10' Metal Stud 25 Guage Prostud 181021 DW	240
186972	1-1/4" x 3-5/8" x 8' Metal Stud 25 Guage Prostud 181031 DW	180
139495	1-1/4" x 3-5/8" x 10' Metal Stud 25 Guage Prostud 181031 DW	180
211466	1-1/4" X 3-5/8" X 10' Metal Track 20 Guage Protrak 164033 DW	180
592086	1-1/4" x 2-1/2" x 10' Metal Track 25 Guage Protrak 187021 DW	240
499859	1-1/4" x 3-5/8" x 10' Metal Track 25 Guage Protrak 187031 DW	180
119543	2" x 2" x 10' Angle Hemmed 25 Guage	10
226707	7/8" x 10' Hat Furring 25 Gauge	10



V-ROD Glass Fiber Reinforced Polymer (GFRP) Rebar

Elevate exposed concrete with V-ROD composite rebar—engineered for coastal and de-icing salt environments. Its natural white finish blends seamlessly with concrete, eliminating the need for paint or coatings. High tensile strength allows for reduced cover and enhanced crack control, preserving clean lines and detailed formwork. Non-corrosive by design, V-ROD delivers lasting visual appeal while minimizing maintenance and repairs.

Give your designs the freedom to push boundaries without sacrificing durability.

COMPLIES WITH THE FOLLOWING STANDARDS:


- CSA 5807-19
- GRADE I MTO
- ASTM D7957-22

BXC #	SIZE	MINI BUNDLE	FULL BUNDLE
1009377	11mm x 20'	25 PCS	1000 PCS
745626	3/8" x 20'	25 PCS	1000 PCS
598459	1/2" x 20'	20 PCS	600 PCS

		V-ROD 46		V-ROD 40
		#3	#4	#11
Guaranteed tensile strength* (ASTM D7205)	ksi	145.0	145.0	116.03
Minimum tensile modulus (ASTM D7205)	ksi	6800	6800	5801.51
Weight	lb/ft	0.101	0.178	0.19
Effective diameter	po	0.374	0.494	0.413
Nominal cross-sectional area (CSA 5807 Table 1)	po ²	0.110	0.199	0.147

*The nominal guaranteed tensile strength must not be used to calculate the strength of the bent portion of a bent bar. Instead use the minimum guaranteed tensile strength found in the technical data sheet of bent V-ROD bars.

Development and splice length are available upon request but should be determined by the design engineer.



Introducing **Greenbar2X[®] Fiberglass Rebar**

Greenbar2X[®] is next-generation fiberglass rebar engineered to deliver unparalleled strength, durability, and corrosion resistance, making it the ideal solution for residential and commercial construction projects. Designed to outperform traditional steel, Greenbar2X is perfect for applications ranging from small-scale jobs like patios, driveways, and foundations to large infrastructure projects such as pool foundations and retaining walls. Its lightweight design ensures quicker, more efficient installation, reducing both time and labor costs on-site. With superior resistance to corrosion, Greenbar2X minimizes maintenance expenses and significantly extends the lifespan of concrete structure. Greenbar2X is the smart, sustainable choice for projects that demand long-lasting performance and concrete reinforcement in even the harshest environments. It's time to start building stronger, faster, better!



Better than Steel Rebar

- ✓

STRONGER
- ✓

EASIER TO CUT
- ✓

LIGHTER & EASIER TO HANDLE
- ✓

WILL NOT RUST OR CORRODE

IN-STOCK INVENTORY		
GRADE	SIZE	PCS/BUNDLE
#3 (3/8" Dia.)	10ft, 20ft	20 PCS
#4 (1/2" Dia.)	4ft, 10ft, 20ft	10 PCS

BLUELINX
DELIVERING WHAT MATTERS™

Your *Premier* Building
Products Distributor.



Extensive Product Offering | Responsive Service | Nationwide Distribution

**St. Louis
Distribution Center**

**bluelinxco.com
800.388.2889**