

BIRMINGHAM | PRODUCT GUIDE

Supplying All Your Building Project Needs



BLUELINX
DELIVERING WHAT MATTERS™

Delivering the Building
Blocks to *Better Lives.*



**Birmingham
Distribution Center**

bluelinxco.com
(866) 481-4036

Branch Line Card

STELLINX® METAL PRODUCTS

Concrete Accessories
Metal Lath
Plastic Cap Nails
Coil Roofing Nails
Engineered Lumber Hangers
Synthetic Strapping
Rebar (Graded)
Remesh Rolls
Remesh Sheets
Structural Connectors
Roof Edge
Hemmed Angle Flashing
Z Flashing
Apron Flashing
Rolled Flashing
Ply Clips
Anchor Bolts
SPECIAL ORDER - 5V & Corrugated Metal
Siding & Roofing
SPECIAL ORDERS AVAILABLE - SEMCO™,
FLAMCO, TAMLYN®, METAL SALES

SIDINGS & TRIM

Allura™ Fiber Cement Siding & Trim
PROLine Plus® PVC Trim
LP® SmartSide® Siding & Trim

SANDED PLYWOOD & SIDING

ARAUCO Sanded / Siding
AC & BC Pine
BBOES Pine Plyform
Premium Grade Siding
Decorative Grade Siding
Ply-Bead®

HARDBOARD

Tempered
Perforated Pegboard

SPECIALTY LUMBER

#2 SYP Boards
C & BTR SYP Pattern
D Grade SYP Pattern
#2 SYP Bull Nose Stepping
#2 & BTR SPF Euro Boards
#2 Premium SPF Pattern
Furring Strips
Cedar Boards
Cedar Timbers
Cedar Pattern
Fire-Retardant Lumber

PRIMED BOARDS

PrimeLinx® FJ/EG Primed Radiata
PrimeLinx® Shadow Gap® FJ/EG
Primed Radiata

NON-VENEERED STRUCTURAL PANELS

4x8", 4x9' & 4x10' OSB
LP® Tech Shield®
LP TN350

HUBER PRODUCTS

AdvanTech®
Blue Plus®
ZIP System®
ZIP R System®
Subfloor Adhesive
Tape
Liquid Flash

SOFTWOOD PLYWOOD

Rated Sheathing
Fire Retardant Plywood

MDF PANELS

½" & ¾" – 4X8

HARDWOOD PLYWOOD

Birch
Lauan
Okoume

BUILDING PRODUCT ACCESSORIES

Poly Film
DAP Subfloor Adhesive 28 oz.

MILLWORK

HB&G Wood & PermaCast® Columns

MOULDING

Clear
Finger Joint Primed
PVC
Primed MDF

LUMBER

SPF - Premium, #2 BTR
- Canadian
- European
- Domestic
Southern Pine #2
Long Length Lumber - Doug Fir, Hem Fir,
SPF
PET Studs - Stud Grade, #2 & Premium

ENGINEERED LUMBER

onCENTER®
- BLI-Joist
- LVL 2.1E
Rim Board
Hundegger Saw - Hole cutting services
for EWP
Gator Joists

INSULATION

DuPont Styrofoam™ XPS (Dow) Products
PROLinx® Sill Seal
PROLinx® Tape
PROLinx® Select Building Wrap

ROOFING

Barricade UDL Pro Synthetic Felt

VINYL SIDING & ACCESSORIES STOCK & SPECIAL ORDER

Georgia Pacific® Vinyl Siding
- Vision Pro®
- Forest Ridge®
- Compass®
- Board & Batten
Cedar Spectrum™ Shingle Siding
- Triple 5"
- Double 7"
Soffit & Beaded Soffit
Trim Coil & Trim Nails
Vinyl Skirting
Ply Gem Shutters & Accents

GYPSUM

Georgia Pacific
- DensGlass® Sheathing 5/8x4x8
- DensGlass® Shaftliner 1x2x10' and 12'

VALUE-ADDED SERVICES

EWP Plans
Multi-family/Commercial Quotes
Market Advisory
Strategic Planning
Rebate Programs
Vendor-Managed Inventory
Cedar Mill Services
L&M Saw
Hundegger Saw

*Delivering The Building Blocks to **Better Lives.***

BlueLinx is a building products distributor for residential and commercial construction.



**CALL
TODAY!**

(866) 481-4036

- ✓ Unparalleled Customer Service
- ✓ Extensive Selection of Products
- ✓ Coast-to-Coast Distribution

BlueLinx is the leading wholesale building products distributor for the top brands and customers in North America for homes and commercial construction. With warehouses across the country and a strong logistics network, we pick, pack and ship the most sought-after materials to retailers and builders across America – completely, accurately and on time. Since 1954, BlueLinx has been a proud blue-collar company of dedicated people who use their hands and skills to help transform building products into strong, secure businesses, houses and homes. We emerged out of the plywood distribution division of Georgia-Pacific Corporation and have grown to become a preeminent partner for specialty materials suppliers, retailers and professionals in the construction industry. BlueLinx is headquartered in Atlanta, Georgia.

Contents

SIDING & TRIM

- 5-7 | *Allura™ Fiber Cement*
- 8-9 | *GP Vinyl® Siding & Accessories*
- 10 | *PlyGem® Shutters*
- 11 | *Blocks & Vents*
- 12-13 | *LP® SmartSide®*

WEATHERIZATION & INSULATION

- 14 | *Barricade UDL, PROLinX® Building Wrap & Seam Tape*
- 15 | *Dupont XPS Residential Sheathing & PROLinX® Sill Seal*
- 16 | *Poly Sheeting - Black & Clear*

ENGINEERED WOOD PRODUCTS

- 17 | *LVL, I-Joist, Rim Board & Gator Joist*

STRUCTURAL PRODUCTS

- 18 | *Lumber*
- 19 | *Panels*
- 20 | *Huber*
- 21 | *GP Sheathing & ShaftLiner*
- 22 | *Industrial & Decorative Panels*
- 23 | *HB&G Columns*

SPECIALTY LUMBER

- 24 | *PrimeLinX®*
- 25-26 | *Cedar*
- 27 | *Pine Boards & Pattern Stock*

MOULDING & MILLWORK

- 28-29 | *Baseboard, Crown, Stops, Casing, Jambs & More*

METALS

- 30 | *Greenbar2X® Fiberglass Rebar*
- 31-32 | *Metal Solutions*
- 33 | *Concrete Accessories*


ADDITIONAL RESOURCES

- 34 | *Product Resources & Value-Added Services*



Fiber Cement


Lap, Panel, Shakes, Soffit & Trim



Lap Siding | *Smooth*



Lap Siding | *Cedar*



Panel Siding | *Smooth*



Panel Siding | *Cedar*




Shake | *Straight Edge*



Shake | *Staggered Edge*



Soffit | *Vented*



Soffit | *Solid*

Allura™ Fiber Cement

Lap, Panel, Shakes, Soffit & Trim



Allura® Fiber Cement


When it comes to the natural look you want with none of the hassles, Allura fiber cement products are all you need.

- Durable, engineered to endure harsh weather and high-wind climates
- Noncombustible, Class A fire rating
- Superior aesthetics
- Factory pre-primed
- Distinctive, more realistic textures
- 30-year limited warranty

MFG #	DESCRIPTION	QTY/ UNIT
LAP SIDING		
198618	5/16" x 6-1/4" x 144" Smooth Lap Siding	308
198912	5/16" x 8-1/4" x 144" Smooth Lap Siding	230
197925	5/16" x 8-1/4" x 144" Traditional Cedar Lap Siding	230
PANEL SIDING		
151222	5/16" x 4' x 8' Smooth Panel	50
153082	5/16" x 4' x 9' Smooth Panel	50
153352	5/16" x 4' x 10' Smooth Panel	50
156449	4' x 8' Traditional Cedar No Groove Ft	50
156519	4' x 9' Traditional Cedar No Groove Ft	50
156548	4' x 10' Traditional Cedar No Groove Ft	50
SHAKES		
266425	1/4" x 16" x 48" Staggered Edge Traditional Cedar	300
294396	1/4" x 16" x 48" Straight Edge Traditional Cedar	300
SOFFIT		
199771	1/4" x 12" x 12' Non-Vented Smooth Soffit	240
199807	1/4" x 16" x 12' Non-Vented Smooth Soffit	180
199832	1/4" x 24" x 12' Non-Vented Smooth Soffit	94
200345	1/4" x 12" x 12' Vented Smooth Soffit	240
200373	1/4" x 16" x 12' Vented Smooth Soffit	180
200502	1/4" x 24" x 12' Vented Smooth Soffit	94
TRIM		
741922	4/4 x 2" x 12' (3/4") Reversible Trim	506
146182	4/4 x 3" x 12' (3/4") Reversible Trim	352
717060	4/4 x 4" x 12' (3/4") Reversible Trim	250
717061	4/4 x 6" x 12' (3/4") Reversible Trim	161
717062	4/4 x 8" x 12' (3/4") Reversible Trim	115
718379	4/4 x 10" x 12' (3/4") Reversible Trim	96
723191	4/4 x 12" x 12' (3/4") Reversible Trim	78
717063	5/4 x 4" x 12' (1") Reversible Trim	190
717064	5/4 x 6" x 12' (1") Reversible Trim	119
723189	5/4 x 8" x 12' (1") Reversible Trim	90
732188	5/4 x 12" x 12' (1") Reversible Trim	57
723188	5/4 x 12" x 12' (1") Reversible Trim	57
774217	8/4 x 4" x 12' (1-1/2") Reversible Trim	120
405594	8/4 x 6" x 12' (1-1/2") Reversible Trim	77

Allura™ Fiber Cement

Pre-Finished Allura Spectrum™ Fiber Cement



Pre-Finished Allura Spectrum™ Fiber Cement

Build in more durability with pre-painted fiber cement, offering unparalleled protection against the elements. Enjoy a gorgeous palette of eye-catching designer colors, all pre-primed and sealed for premium weather protection. When it comes to the natural look you want with none of the hassles, Allura Fiber Cement products are all you need.

COLORS AVAILABLE FOR SPECIAL ORDER

				
Pure White (SW 7005)	Accessible Beige (SW 7036)	Gray Clouds (SW 7658)	Morris Room Grey (SW 0037)	Pewter Tankard (SW 0023)
				
Alabaster (SW 7008)	Creamy (SW 7012)	Agreeable Gray (SW 7029)	Analytical Gray (SW 7051)	Macadamia (SW 6142)
				
Niebla Azul (SW 9137)	Evergreen Fog (SW 9130)	Connected Gray (SW 6165)	Anonymous (SW 7046)	Virtual Taupe (SW 7039)
				
Olive Grove (SW 7734)	Toile Red (SW 0006)	Black Fox (SW 7020)	Iron Ore (SW 7069)	Gale Force (SW 7605)
				
Downing Slate (SW 2819)	Urbane Bronze (SW 7048)	Peppercorn (SW 7674)	Tricorn Black (SW 6258)	Naval (SW 6244)

Vinyl Siding

Traditional and Dutch Lap, Board & Batten, Soffit & Accessories



GP Georgia-Pacific
Vinyl Siding & Accessories

VINYL SIDING | GP® VISION PRO® IN CLAY

Georgia-Pacific® Vinyl Siding and Accessories

Georgia-Pacific Vinyl Siding provides unsurpassed durability and beauty. Quick to install, naturally resistant to moisture, and virtually maintenance free.



Vision Pro® D5 Dutch Lap in Gray




Board & Batten in White



Solid Soffit



Starter Strip



Outside Corner



J-Channel

Full Vented Soffit



Undersill



Inside Corner








Centervent Skirting with Rails



SPECIAL ORDER VINYL PRODUCTS

Ask your representative for more information!



Shutters

Raised Panel, Louvered and Board & Batten



Ply Gem® Shutters

Give your home a classic wood-grain charm without cracking, splitting and peeling. Quick and easy to install & virtually maintenance-free, shutters instantly add a finished feel to your home's exterior.

Ply Gem's shutters come in standard heights and widths to fit virtually any window. An array of popular colors let you coordinate with your siding to create the look you want.

All products are shipped direct to you from the manufacturer!

Also Available to Order:

- Arch-Top Shutter
- Shutter Accessories
- Mounting Blocks
- Utility Vents
- Gable Vents
- Window & Door Surrounds




Standard Raised Panel Shutters



Standard Open Louver Shutters



Standard Closed Board & Batten Shutters



Standard Open Board & Batten Shutters

LENGTH	12" WIDE	15" WIDE
STANDARD RAISED PANEL SHUTTERS		
27"	X	
31"	X	X
35"	X	X
39"	X	X
43"	X	X
47"	X	X
51"	X	X
55"	X	X
59"	X	X
63"	X	X
67"	X	X
71"	X	X
75"		X
81"		X
STANDARD OPEN LOUVER SHUTTERS		
25"		X
31"		X
35"		X
39"		X
43"		X
47"		X
51"		X
55"	X	X
59"	X	X
63"		X
67"		X
71"		X
75"		X
81"		X

STANDARD CLOSED BOARD & BATTEN SHUTTERS		
LENGTH	11" WIDE 3-BOARD	15" WIDE 4-BOARD
31"	X	X
35"	X	X
39"	X	X
43"	X	X
47"	X	X
51"	X	X
55"	X	X
59"	X	X
63"	X	X
67"	X	X
71"	X	X
75"	X	X
81"	X	X
STANDARD OPEN BOARD & BATTEN SHUTTERS		
LENGTH	12" WIDE 3-BOARD	16" WIDE 4-BOARD
31"	X	X
35"	X	X
39"	X	X
43"	X	X
47"	X	X
51"	X	X
55"	X	X
59"	X	X
63"	X	X
67"	X	X
71"	X	X
75"	X	X
81"	X	X

Blocks and Vents

Siding Accessories



Ply Gem® Blocks and Vents

Ply Gem makes it easy to add the perfect finishing touches to a home's exterior. Mounting blocks create a base for installing lights, doorbells, faucets, meters, and more. They keep out water and insects and create a finished surface over your siding. Vents ensure proper airflow from appliances, fireplaces and exhaust fans – they play a key role in proper ventilation and temperature control. Coordinate with these matching accessories designed to perform well and look beautiful together with many of our other products.

- Durable, engineered to endure harsh weather and high-wind climates – Will not chip, crack, or split
- Simple to Install
- A Perfect Color Match
- Limited Lifetime Warranty




Recessed
Electrical Blocks



Small Universal Blocks



Large Blocks



Exterior Vents



Dryer Hoods

Engineered Wood Siding

Cedar Lap, Shakes, Panels, Soffit & Trim




LP SmartSide®
TRIM & SIDING

LP SmartSide® Trim and Siding Engineered for Sustainability & Advanced Durability

With over 20 years of exceptional performance as a full home siding solution, it's easy to see why so many remodelers, builders and building professionals choose the #1 brand of engineered wood siding. LP® SmartSide® Trim & Siding has refined durability, workability and longer-lasting curb appeal.

- Engineered wood technology offers superior protection against the elements
- 16' length – Faster installation and less waste
- Fewer Seams – Cleaner, more elegant look
- Factory pre-primed
- 5/50-year limited warranty

BXC #	DESCRIPTION	PCS PER UNIT
LAP SIDING		
463617	3/8 X 8 X 16 TEXTURED LAP	270
764030	3/8 X 12 X 16 TEXTURED LAP	180
928443	3/8 X 8 X 16 BRUSHED SMOOTH LAP	270
122358	3/8 X 12 X 16 BRUSHED SMOOTH TRIM	180
SHAKES		
744768	3/8 X 12 X 48 TEXTURED STRAIGHT SHAKE	400
868751	5/16 X 12 X 16 SMOOTH ARCHFORM	200
PANELS		
492918	3/8 X 4 X 8 NO GROOVE SE TEXTURED PANEL	90
380265	3/8 X 4 X 8 8" OC TEXTURED PANEL	90
794273	3/8 X 4 X 9 8"OC TEXTURED PANEL	90
499500	3/8 X 4 X 10 8"OC TEXTURED PANEL	90
756537	3/8 X 4 X 9 NO GROOVE SL TEXTURED PANEL	90
706585	3/8 X 4 X 10 NO GROOVE SL TEXTURED PANEL	90
732586	3/8 X 4 X 8 NO GROOVE BRUSHED SMOOTH PANEL	90
495475	3/8 X 16 X 16 VERTICAL NO GROOVE SE BRUSHED SMOOTH	135
3/8" SOFFIT - CEDAR		
384650	3/8 X 12 X 16 TEXTURED SOFFIT	180
358330	3/8 X 16 X 16 TEXTURED SOFFIT	135
753258	3/8 X 4 X 8 TEXTURED SOFFIT	90
745636	3/8 X 12 X 16 VENTED TEXTURED SOFFIT	180
426351	3/8 X 16 X 16 VENTED TEXTURED SOFFIT	135
3/8" SOFFIT - SMOOTH		
440484	3/8 X 12 X 16 BRUSHED SMOOTH SOFFIT	180
672112	3/8 X 16 X 16 BRUSHED SMOOTH SOFFIT	135
755014	3/8 X 24 X 16 BRUSHED SMOOTH SOFFIT	90




**Cedar Texture
Lap Siding**



**Cedar Texture
Shakes**



**Cedar Texture Panel
Grooved**



**Cedar Texture Panel
No Groove**



Soffit



Trim

BXC #	DESCRIPTION	PCS PER UNIT
4/4 TRIM - CEDAR		
409574	4/4 X 2 X 16 TEXTURED TRIM	384
792229	4/4 X 3 X 16 TEXTURED TRIM	216
525078	4/4 X 4 X 16 TEXTURED TRIM	350
346657	4/4 X 6 X 16 TEXTURED TRIM	192
746085	4/4 X 8 X 16 TEXTURED TRIM	144
761161	4/4 X 10 X 16 TEXTURED TRIM	120
789705	4/4 X 12 X 16 TEXTURED TRIM	96
4/4 TRIM - SMOOTH		
694861	4/4 X 2 X 16 BRUSHED SMOOTH TRIM	384
233707	4/4 X 3 X 16 BRUSHED SMOOTH TRIM	216
909287	4/4 X 4 X 16 BRUSHED SMOOTH TRIM	350
641331	4/4 X 6 X 16 BRUSHED SMOOTH TRIM	192
587827	4/4 X 8 X 16 BRUSHED SMOOTH TRIM	144
713953	4/4 X 10 X 16 BRUSHED SMOOTH TRIM	120
171624	4/4 X 12 X 16 BRUSHED SMOOTH TRIM	96
5/4 TRIM - CEDAR		
478600	5/4 X 4 X 16 TEXTURED TRIM	252
503445	5/4 X 6 X 16 TEXTURED TRIM	144
5/4 TRIM - SMOOTH		
768755	5/4 X 2 X 16 BRUSHED SMOOTH TRIM	256
294195	5/4 X 3 X 16 BRUSHED SMOOTH TRIM	162
388397	5/4 X 4 X 16 BRUSHED SMOOTH TRIM	252
595983	5/4 X 6 X 16 BRUSHED SMOOTH TRIM	144
981158	5/4 X 8 X 16 BRUSHED SMOOTH TRIM	108
SHED PRODUCTS		
164986	19/32 PROSTRUCT FLOORING T&G	60
357118	19/32 PROSTRUCT FLOORING SE	60
243252	23/32 PROSTRUCT FLOORING T&G	50
746625	19/32 X 3 X 16 TEXTURED TRIM	270
352721	19/32 X 4 X 16 TEXTURED TRIM	420
391017	19/32 X 6 X 16 TEXTURED TRIM	240

Weatherization & Insulation

Barricade UDL, PROLinX® Building Wrap & Seam Tape



Cool in the Summer, Warm in the Winter, Dry All Year Long.

Elevate comfort, cut costs and reduce environmental impact with our top-tier weatherization and insulation product offerings. Enjoy consistent indoor temperatures, lower energy bills and a quieter, healthier living or working space. Explore now and experience the transformative benefits firsthand.

Maximize your brand's impact with Custom Building Wrap.

Dealers and builders can now promote their brand and attract local interest with state-of-the-art high resolution print technology.

No Set-Up Fee

Choose from a wide spectrum of colors and gradients at no extra cost.

Alternating Messages & Images

Impactful logos, custom messaging and contact information all on one roll of any grade building wrap.

Flexible Order Size

Mix two custom logos on same pallet.



BXC #	DESCRIPTION	SIZE	UNIT SIZE
BARRICADE ROOF PRO			
232070	BARRICADE UDL PRO Synthetic Felt	48" x 250'	56
PROLINX®			
464921	PROLinX Select Building Wrap	9 x 100	60
278960	PROLinX Select Building Wrap	9 x 150	56
147029	PROLinX Select Building Wrap	10 x 150	56
248394	PROLinX All Purpose Tape	1-7/8 x 165	16

Weatherization & Insulation

Dupont XPS Residential Sheathing & PROLinx® Sill Seal



BXC #	SIZE	R-RATING	DESCRIPTION	PCS/UNIT
STYROFOAM				
201549	0.55" x 48" x 96"	R-3 (15-PSI)	Dupont XPS Residential Sheathing SE	160
202060	0.55" x 48" x 108"	R-3 (15-PSI)	Dupont XPS Residential Sheathing SE	160
202059	0.75" x 48" x 96"	R-4 (25 PSI)	Dupont XPS Residential Sheathing T&G	112
SILL SEAL				
116606	.20 x 3.5 x 50		PROLinx SILL SEAL	36 Rolls
116662	.20 x 5.5 x 50		PROLinx SILL SEAL	24 Rolls
TAPE				
248394	1-7/8 x 165		PROLinx All Purpose Tape	16



**Styrofoam
Residential Sheath**



**Styrofoam
Tongue & Groove**



Sill Seal

Poly Sheeting

Black & Clear



All-Purpose Protection

Tough, pliable, and reliable protection against water vapor and foreign matter. Poly sheeting is lightweight yet extremely durable, and isn't prone to cracking, peeling, rotting, or mildew. Poly's permanent flexibility even at sub-zero temperatures allows for countless applications in construction, agriculture, and industry.



Black Poly Sheeting




Clear Poly Sheeting

BXC #	SIZE	DESCRIPTION
BLACK POLY SHEETING		
114656	6.0MIL 20x100	Black Polyethylene
187900	6.0MIL 32x100	Black Polyethylene
661935	6.0MIL 18x300	Black Polyethylene
150206	6.0MIL 12x300	Black Polyethylene Flashing
158355	6.0MIL 16x100	Black Polyethylene Film
CLEAR POLY SHEETING		
187957	6.0MIL 20x100	Clear Polyethylene
246014	10.0MIL 20x100	Clear Polyethylene

Engineered Wood

LVL, I-Joist, Rim Board & Gator Joist



Great Framework Begins with Quality Engineered Wood Products.

With onCENTER®, you can breeze through your next project with our quality engineered wood products delivered direct to your job site – for any job lot quantity you need. You’ll find everything you need to complete your next project on schedule and on budget.

When It’s Built Right, It’s onCENTER®.



BXC #	SIZE	DESCRIPTION	PCS/UNIT
BLI JOIST			
	2 1/2" X 11 7/8"	I-JOIST onCENTER BLI 40 SERIES	33
	2 1/2" X 14"	I-JOIST onCENTER BLI 40 SERIES	33
	2 1/2" X 16"	I-JOIST onCENTER BLI 40 SERIES	33
	3 1/2" X 16"	I-JOIST onCENTER BLI 65 SERIES	23
	3 1/2" X 16"	I-JOIST onCENTER BLI 80 SERIES	23
LAMINATED VENEER LUMBER (1 3/4" LVL 2.1E)			
	1 3/4" X 9 1/4"	1 3/4" X 9 1/4" onCENTER LVL 2.1E	25
	1 3/4" X 11 7/8"	1 3/4" X 11 7/8" onCENTER LVL 2.1E	20
	1 3/4" X 14"	1 3/4" X 14" onCENTER LVL 2.1E	15
	1 3/4" X 16"	1 3/4" X 16" onCENTER LVL 2.1E	15
	1 3/4" X 18"	1 3/4" X 18" onCENTER LVL 2.1E	10
	1 3/4" X 24"	1 3/4" X 24" onCENTER LVL 2.1E	10
1 1/8" RIM BOARD			
	1 1/8" X 11 7/8"	onCENTER OSB RIMBOARD SE	40
	1 1/8" X 14"	onCENTER OSB RIMBOARD SE	30
	1 1/8" X 16"	onCENTER OSB RIMBOARD SE	30
TRIMMABLE END FLOOR TRUSS			
	3 1/2" X 16"	TRIMMABLE END FLOOR TRUSS	14

Lumber

Southern Yellow Pine, Pre-Cut Studs, Euro Premium & SPF



Forms the Backbone of Every Project with a Sturdy Foundation.

We offer an array of sturdy lumber solutions that form the crucial backbone of your construction project. Each product is designed to provide the strength and reliability needed to bring your visions to life.

SIZE	8'	10'	12'	14'	16'	18'	20'	22'	24'	26'	28'	32'
#2 SOUTHERN YELLOW PINE*												
2" x 4"	X	X	X	X	X	X	X					
2" x 6"	X	X	X	X	X	X	X					
2" x 8"	X	X	X	X	X	X	X					
2" x 10"	X	X	X	X	X	X	X	X	X			
2" x 12"	X	X	X	X	X	X	X	X	X			
#2 WSPF												
2" x 4"	X	X	X	X	X	X	X					
2" x 6"	X	X	X	X	X	X	X					
PREMIUM SPF												
2" x 4" P	X	X	X	X	X							
2" x 6" P	X	X	X	X	X	X	X					
LONG LENGTH WHITE WOOD												
2" x 6"								X*	X*	X	X	X
2" x 8"								X*	X*	X	X	X

*Solid Only

STUDS	TRIM	#2	PREM	STUD
STUDS				
2X4	92 5/8"	X	X	X
2X4	96"		X	
2X4	104 5/8"	X	X	X
2X4	116 5/8"	X	X	
2X4	120"		X	
2X6	92 5/8"	X	X	X
2X6	96"		X	
2X6	104 5/8"	X	X	X
2X6	116 5/8"	X	X	
2X6	120"		X	
**ANY LENGTH / SPECIES AVAILABLE PRECISION END TRIMMED ON OUR HOLTEC **				
FIRE TREATED				
2 x 4 x 12		2 x 8 x 12		
2 x 4 x 16		2 x 8 x 16		
2 x 6 x 12		2 x 10 x 16		
2 x 6 x 16		2 x 12 x 16		
OTHER LENGTHS AVAILABLE UPON REQUEST. PRESSURE TREATED – SPECIAL ORDER				

Panels

Plywood, OSB, Sidings & More



Panels Tailored for Every Need.

BlueLinx has you covered for any project. Whether it's sheathing, subfloor, siding, or specialized panels such as marine-grade and fire-treated options, we offer the perfect product for every budget and purpose.

OSB	DESCRIPTION	PCS/ UNIT
YELLOW PINE SANDED		
255651	1/4 x 4 x 8 SYP AC EXTERIOR APA	150
231916	11/32 x 4 x 8 SYP AC EXTERIOR APA	105
231917	15/32 x 4 x 8 SYP AC EXTERIOR APA	84
231919	23/32 x 4 x 8 SYP AC EXTERIOR APA	55
235552	1/4 X 4 X 8 SYP BC EXTERIOR APA	150
201430	11/32 x 4 x 8 SYP BC EXTERIOR APA	105
201429	15/32 x 4 x 8 SYP BC EXTERIOR APA	84
201427	19/32 x 4 x 8 SYP BC EXTERIOR APA	66
201428	23/32 x 4 x 8 SYP BC EXTERIOR APA	55
165225	23/32 X 4 X 8 SYP BBOES APA	47
140629	23/32 X 4 X 8 PINE BBOES IMPORT	50
PINE RATED SHEATHING		
102830	11/32 x 4 x 8 SYP CDX Rated Sheathing Exp 1	90
184200	15/32 x 4 x 8 SYP CDX Rated Sheathing Exp 1	72
195482	19/32 x 4 x 8 SYP CDX Rated Sheathing Exp 1	58
152512	23/32 x 4 x 8 SYP CDX Rated Sheathing Exp 1	48
PINE UNDERLAYMENT		
605189	23/32 x 4 x 8 SYP T&G Sturdi-Floor	48

*Sold per Piece or Unit

OSB	DESCRIPTION	PCS/ UNIT
OSB		
113445	7/16 x 4 x 8 OSB Sheathing	69
230287	7/16 x 4 x 9 OSB Sheathing	69
235754	7/16 x 4 x 10 OSB Sheathing	69
113490	19/32 x 4 x 8 OSB Sheathing	52
193516	23/32 x 4 x 8 OSB T&G SF	50
261608	23/32 X 4 X 8 HUBER BLUE PLUS	45
684170	23/32 X 4 X 8 LP TN 350	43
673941	7/16 X 4 X 8 LP TECHSHIELD	69
ARAUCO PREMIUM AC/UL		
697054	1/4 x 4 x 8 Arauco AC/UL Radiata Pine	140
697052	11/32 x 4 x 8 Arauco AC/UL Radiata Pine	108
697055	15/32 x 4 x 8 Arauco AC/UL Radiata Pine	80
697056	19/32 x 4 x 8 Arauco AC/UL Radiata Pine	65
697057	23/32 x 4 x 8 Arauco AC/UL Radiata Pine	54
ARAUCO PREMIUM SIDING		
116273	11/32 x 4 x 8 Arauco Star Bead 2" O.C.	108
SYP SIDING		
538281	11/32 x 4 x 8 RS BEADED PREM 1.6" O.C.	105
198557	11/32 x 4 x 8 RS T1-11 PREM 4" O.C.	105
177189	19/32 x 4 x 8 RS T1-11 PREM 4" O.C.	66
113699	19/32 x 4 x 8 RS T1-11 PREM 8" O.C.	66
447123	19/32 x 4 x 8 RS T1-11 RB&B PREM 12" O.C.	66
193519	19/32 x 4 x 8 RS T1-11 DECO 4" O.C.	66
799835	19/32 x 4 x 8 RS T1-11 DECO 8" O.C.	66
155947	19/32 x 4 x 8 RS T1-11 DECO 12" O.C.	66
FIRE TREATED PLY		
120004	1/2 FIRE TREATED PLY	70
120272	5/8 FIRE TREATED PLY	55
120618	3/4 FIRE TREATED PLY	46
MISC. PANELS		
738968	7/16 x 12 x 16 VALUFORM CONCRETE FORM	168
270745	3/8 x 4 x 8 OKOUME RS NG SIDING	88

Huber

ZIP System® OSB, Sub-Floor & Accessories




Huber Products are Engineered to Enhance the Performance of a Building.

Award-winning, high performance products for roof, wall and flooring applications.

Huber products are engineered to enhance performance. Draft free homes and squeak-free subfloor assemblies are why building professionals rely on Huber products from their first job to their last.



ZIP System OSB



AdvanTech Sub-Floor



Subfloor Adhesive



ZIP Tape



Stretch Tape



ZIP Tape Roller

BXC #	SIZE	DESCRIPTION	PCS/UNIT
ZIP SYSTEM			
259097	7/16" x 4' x 8'	ZIP OSB Wall/Roof Combo Struc 1	80
259877	7/16" x 4' x 9'	Huber ZIP OSB Wall	70
259949	1/2" x 4' x 8'	ZIP OSB Wall/Roof Combo Struc 1	70
570114	5/8" x 4' x 8'	ZIP OSB Wall/Roof Combo Struc 1	55
794426	15/16" x 4' x 8'	Huber ZIP Insulated R Sheathing R3.6	32
454221	1-7/16" x 4' x 8'	Huber ZIP Insulated R Sheathing R6.6	31
ADVANTECH			
261608	23/32" x 4' x 8'	Blue Plus OSB T&G Flooring	45
649207	23/32" x 4' x 8'	Advantech OSB T&G Struct 1	45
363885	23/32" x 4' x 8'	Advantech X Factor OSB T&G Struct 1	45
ACCESSORIES			
261066	10.3 OZ.	Huber ZIP Liquid Flash Cartridge	12
260971	20 OZ.	Huber ZIP Liquid Flash Sausage	12
260945	29 OZ.	Huber ZIP Liquid Flash Cartridge	8
260883		Huber Zip Tape Gun	1
261231	24 Oz	Advantech Subfloor Adhesive Can	6
259118	3.75" x 90'	Huber ZIP Tape	12
549880	3.75" x 30'	Huber ZIP Tape	12
268747	9" x 50'	Huber ZIP Tape	4
478063	3" x 20'	Huber ZIP Stretch Tape	12
594809	6" x 75'	Huber ZIP Tape	4
312719	6" x 20'	Huber ZIP Stretch Tape	8
260827	10" x 75'	Huber ZIP Stretch Tape	1
259143		Huber ZIP Tape Roller	8
SPECIAL ORDER			
259918	7/16" 4' x 10'	ZIP OSB WALL	60
168181	1-1/8" x 4' x 8'	Advantech OSB T&G Flooring Struct 1	45
806573	1-1/8" x 4' x 8'	Advantech X Factor OSB T&G Flooring Struct 1	30
314273	1-15/16" x 4' x 8'	Huber ZIP Insulated R Sheathing R9.6	23
257223	2-7/16" x 4' x 8'	Huber ZIP Insulated R Sheathing R12.6	18
260101	6" x 75'	Huber ZIP Stretch Tape	1
165318	5/8X48X96	EXACOR MGO MULTIPURPOSE PNL SE	28
162221	1/2X48X96	EXACOR MGO MULTIPURPOSE PNL SE	38

Sheathing & Shaftwall

Sheathing, ShaftLiner & More



DensGlass Sheathing & ShaftLiner

#1 Industry Specified & Builder Preferred

- Versatile substrate with greater moisture resistance than paper-faced panels
- Non-combustible fiberglass reinforced core
- Easy installation - Cut with standard drywall tools

BXC #	SIZE	DESCRIPTION	PCS/UNIT
DENSGLASS SHEATHING			
958094	5/8" x 4' x 8'	GP DensGlass FG Sheathing	40
SHAFTWALL & TRACK			
451333	1" x 2' x 10'	GP DensGlass Shaftliner	40
726270	1" x 2' x 12'	GP DensGlass Shaftliner	40

Get These Corresponding Products to Complete Your Job!

SKU	SIZE	DESCRIPTION	PPU	PP BUNDLE
ACCESSORIES				
521230	2X10'	PHILLIPS H-STUD 25 GAUGE	550	10
344515	2X12'	PHILLIPS H-STUD 25 GAUGE	550	10
535065	5/8X4X8	PHILLIPS C-RUNNER 25 GAUGE	540	10
647004	2X2X2-1/2	PHILLIPS BURN CLIP 500CT	32	500

Metal Track items must be ordered in packs of 2.

Industrial & Decorative Panels

Birch, Lauan, MDF Panels & More



Panels for Every Project and Budget.


Our comprehensive selection of panels cater to diverse construction and design needs, offering durability for structural integrity and creative expression for aesthetics.

BXC #	SIZE	DESCRIPTION	PCS/ UNIT
MDF PANELS			
104664	3/4" x 4' x 8'	MDF	40
114753	1/2" x 4' x 8'	MDF	60
SOUND BOARD / THERMO-PLY			
119172	1/2X48X96	SFTBD BP REG NON STRUC RF C6S BSSHT85	96
118309	1/2X4X8	HOMASOTE 440 SOUND BARRIER	60
HARDBOARD			
106058	3/16X48X96	HARDBOARD TEMPERED S1S	50
IMPORT BIRCH PLYWOOD			
147011	3/4X4X8	V/C R/C WHITE BIRCH C-2 IMPORT	50
673977	1/2X4X8	V/C R/C WHITE BIRCH C-2 IMPORT	75
742187	5.2MMX48X96	VC RC WHITE BIRCH C-2 WPF IMPORT	180
IMPORT LAUAN PLYWOOD			
275033	3/8X8X4	V/C LAUAN BARREL BENDING PANEL	115
111535	5.2MMX48X96	VC RC LAUAN BB-CC EXT	115
363089	3/8X4X8	V/C R/C PARICA BB/CC EXT IMPORT	90

CALL FOR FSC CERTIFICATION AVAILABILITY



MDF



Birch Panel



Lauan



Functional beauty to enhance indoor and outdoor environments.

Columns are versatile architectural elements that provide essential structural support, define spaces within buildings, and enhance the overall visual appeal of interiors and exteriors.

- Spun cast Fiberglass
- Highest Structural load rating
- Easy Installation (45 min.)
- Wide range of styles and sizes available
- Limited lifetime warranty



HB&G SPECIAL ORDER

Full Line Catalog Available

IN-STOCK INVENTORY			
BXC #	MFG#	DESCRIPTION	SIZE
SQUARE PERMACAST			
166252	47022	PERMACAST SQUARE ROUGHSAWN COLUMN	8 X 10
171260	47032	PERMACAST SQUARE ROUGHSAWN COLUMN	10 X 10
164562	660004	ROUGHSAWN TRIM KIT SQUARE	4"
164584	660006	ROUGHSAWN TRIM KIT SQUARE	6"



PrimeLinx
PRIMED PRODUCTS

Real Wood, Perfectly Primed.

- Real Wood
- Primed and Ready to Paint
- Industry Leading Finish
- Ideal for Multiple Applications

BXC #	SIZE	DESCRIPTION	PCS/BDL
PATTERN STOCK			
129569	1" x 6" x 16' (1/2")	PrimeLinx Radiata Pine FJ Primed T&G E&CB/VJNT	189
SHADOW GAP			
163851	1" x 6" x 16' (19/32" x 5-3/8")	PrimeLinx Radiata Pine FJ Primed Shadow Gap	176
163763	1" x 8" x 12' (19/32" x 7-3/8")	PrimeLinx Radiata Pine FJ Primed Shadow Gap	96
163866	1" x 8" x 16' (19/32" x 7-3/8")	PrimeLinx Radiata Pine FJ Primed Shadow Gap	132
21/32" TRIMBOARD			
240161	1" x 2" x 16'	PrimeLinx Radiata Pine FJ Primed	560
240263	1" x 4" x 16'	PrimeLinx Radiata Pine FJ Primed	240
240329	1" x 6" x 16'	PrimeLinx Radiata Pine FJ Primed	147
240379	1" x 8" x 16'	PrimeLinx Radiata Pine FJ Primed	114
240404	1" x 10" x 16'	PrimeLinx Radiata Pine FJ Primed	84
240518	1" x 12" x 16'	PrimeLinx Radiata Pine FJ Primed	76
123412	1" x 6" x 16'	PrimeLinx Radiata Pine FJ Primed Plough	147
23/32" TRIMBOARD			
146547	1" x 4" x 16'	PrimeLinx Radiata Pine FJ Primed	216
146644	1" x 6" x 16'	PrimeLinx Radiata Pine FJ Primed	133
146759	1" x 8" x 16'	PrimeLinx Radiata Pine FJ Primed	108
146843	1" x 10" x 16'	PrimeLinx Radiata Pine FJ Primed	76
146991	1" x 12" x 16'	PrimeLinx Radiata Pine FJ Primed	68



Pattern Stock




Shadow Gap®



Trim Boards

Cedar

Green Dimensional & Trim, Timbers, Pattern Stock & More



Add a Captivating, Elegant Touch to Architectural Designs.

Cedar seamlessly combines aesthetic charm with functional durability. With its alluring reddish-brown tones that mature into a captivating silvery hue over time, cedar offers innate resistance to decay and pests due to its natural oils and compounds.

Cedar's exceptional stability and workability make it a go-to choice for siding, decking and roofing, ensuring structures maintain their appeal while weathering the elements.

Ordering Details

All RGH timbers and dimension available for surfacing upon request (Subject to lead time).

Custom timber sizing available in RGH or S4S (Subject to lead time).


We offer Custom Milling!

*Please allow up to two weeks for delivery.



Cedar


Green Dimensional & Trim, Timbers, Pattern Stock & More



SIZE	DESCRIPTION	LENGTHS	UNIT SIZE
GREEN S1S2E TRIM BOARDS			
1x4	S1S2E Cedar Appearance Grade Green	8–16 Ft only	416
1x6	S1S2E Cedar Appearance Grade Green		256
1x8	S1S2E Cedar Appearance Grade Green		192
1x10	S1S2E Cedar Appearance Grade Green		160
1x12	S1S2E Cedar Appearance Grade Green	8–14 Ft	128
1x12	S1S2E Cedar Appearance Grade Green	16–20 Ft	128
ROUGH CEDAR GREEN DIMENSIONAL			
2x4	Rough Cedar Appearance Grade Green		168
2x6	Rough Cedar Appearance Grade Green		112
2x8	Rough Cedar Appearance Grade Green		84
2x10	Rough Cedar Appearance Grade Green		70
2x12	Rough Cedar Appearance Grade Green		56
4x4	Rough Cedar Appearance Grade Green		78
4x6	Rough Cedar Appearance Grade Green		48
4x8	Rough Cedar Appearance Grade Green		36
4x10	Rough Cedar Appearance Grade Green		30
4x12	Rough Cedar Appearance Grade Green		24
6x6	Rough Cedar Appearance Grade Green		32
6x8	Rough Cedar Appearance Grade Green		24
6x10	Rough Cedar Appearance Grade Green		16
6x12	Rough Cedar Appearance Grade Green		16
8x8	Rough Cedar Appearance Grade Green		18
8x12	Rough Cedar Appearance Grade Green		12
10x10	Rough Cedar Appearance Grade Green		10
12x12	Rough Cedar Appearance Grade Green		8

Pine Boards & Pattern Stock

V-Joint, Nickel Gap, Ship Lap, #2 Yellow Pine & #2 SPF



Beautiful and Sustainable

Pine is the perfect choice for a variety of projects from flooring to walls, ceilings and more. The natural beauty of pine combined with its workability and value make it one of the most popular boards on the market. Fast growing pine is also the most environmentally friendly species on market.


BXC #	SIZE	DESCRIPTION	PCS/UNIT
PATTERN STOCK - PINE			
274816	2X6X12	#1 T&G V-joint Yellow Pine	128
274874	2X6X16	#1 T&G V-joint Yellow Pine	128
533280	1X6X12	#2 Pine T&G Nickel Gap/V-joint	192
389324	1X6X16	#2 Pine T&G Nickel Gap/V-joint	192
425982	1X8X12	#2 Pine T&G Nickel Gap/V-joint	144
441685	1X8X16	#2 Pine T&G Nickel Gap/V-joint	144
477956	1X6X12	D grade Prolinx T&G V-joint/Flat back	192
831881	1X6X16	D grade Prolinx T&G V-joint/Flat back	192
596140	1X6X12	D grade Prolinx Ship Lap pattern 105	192
697009	1X6X16	D grade Prolinx Ship Lap pattern 106	192



BXC #	SIZE	DESCRIPTION	PCS/UNIT
BOARDS - PINE			
200110	1X4X8	#2 Yellow Pine	384
200109	1X4X10	#2 Yellow Pine	384
200108	1X4X12	#2 Yellow Pine	384
200107	1X4X14	#2 Yellow Pine	384
200106	1X4X16	#2 Yellow Pine	384
117675	1X6X8	#2 Yellow Pine	256
151415	1X6X10	#2 Yellow Pine	256
149805	1X6X12	#2 Yellow Pine	256
144305	1X6X14	#2 Yellow Pine	256
166148	1X6X16	#2 Yellow Pine	256
154711	1X8X12	#2 Yellow Pine	192
100853	1X8X16	#2 Yellow Pine	192
SPF			
204507	1X4X8	#2 SPF COM	440
204508	1X4X10	#2 SPF COM	440
204509	1X4X12	#2 SPF COM	440
204510	1X4X14	#2 SPF COM	440
204511	1X4X16	#2 SPF COM	440
204515	1X6X8	#2 SPF COM	320
204516	1X6X10	#2 SPF COM	320
204517	1X6X12	#2 SPF COM	320
204519	1X6X16	#2 SPF COM	320
204522	1X8X8	#2 SPF COM	240
204523	1X8X10	#2 SPF COM	240
204524	1X8X12	#2 SPF COM	240
204526	1X8X16	#2 SPF COM	240
204528	1X10X8	#2 SPF COM	200
204529	1X10X10	#2 SPF COM	200
204530	1X10X12	#2 SPF COM	200

Moulding & Millwork

Baseboard, Crown, Stops, Casing, Legs, Jambs & More



Effortlessly Add Character and Sophistication to Your Surroundings.

Transform your spaces with style using our meticulously crafted selection of moulding and millwork products, adding depth, character and sophistication to every corner. Discover the magic of expertly crafted details that elevate your designs while benefiting from the cost-effective elegance that moulding and millwork deliver to your projects.

BXC #	SIZE	DESCRIPTION
BASEBOARD		
628934	9/16X5-1/4X16	218 BASE FJ PRIMED
800945	9/16X7-1/4X16	218 SPEED BASE FJ PRIMED
321234	9/16X5-1/4X16	618 BASE FJ PRIMED
262904	9/16X4-1/4X16	620 BASE FJ PRIMED
174769	9/16X3-1/4X16	623 BASE FJ PRIMED
216299	9/16X3-1/4X16	713 BASE FJ PRIMED
113368	9/16X4-1/4	620 BASE SOLID
100273	9/16X3-1/4	623 BASE SOLID
138676	9/16X3-1/4	713 BASE SOLID
800624	14MMX5-1/4X16	218 BASE MDF PRIMED
697175	14MMX7-1/4X16	218 BASE MDF PRIMED
639565	9/16X5-1/4X16	618 BASE MDF PRIMED
616275	12MMX3-1/4X16	623 BASE MDF PRIMED


BXC #	SIZE	DESCRIPTION
BASE CAP		
263345	11/16X1-3/8X16	163 BASE CAP FJ PRIMED
BASE SHOE		
526720	7/16X11/16X16	129 BASE SHOE FJ PRIMED
195551	7/16X11/16	129 BASE SHOE SOLID
BED MOULD		
647424	9/16X1-5/8X16	75 BED MOULD FJ PRIMED
BOARDS		
670532	11/16X3-1/2X16	1X4 S4S MDF PRIMED
694682	11/16X5-1/2X16	1X6 S4S MDF PRIMED
694683	11/16X7-1/4X16	1X8 S4S MDF PRIMED
694685	11/16X11-1/4X16	1X12 S4S MDF PRIMED
BRICK MOULD		
173726	1-1/4X2X17	180 BRICK MOULD FJ PRIMED
157133	1-1/4X2X17	PROLINE PLUS 180 BRICK MOULD PVC
CASING		
255571	11/16X2-1/4X14	327 CASE FJ PRIMED
139984	11/16X2-1/4X14	356 CASE FJ PRIMED
695229	11/16X2-1/4X14	366 CASE FJ PRIMED
712783	11/16X3-1/4X17	445 CASE FJ PRIMED
305231	1-1/16X3-1/2X17	RB3 CASE FJ PRIMED
191522	11/16x2-1/4	356 CASE SOLID
265507	11/16X2-1/4	366 CASE SOLID
197372	11/16X3-1/4X16	445 CASE SOLID
737948	5/8X3-1/2X16	W 6 FLUTE/REED CASE FJ RAW
556452	15MMX2-1/4X14	356 CASE MDF PRIMED
582784	15MMX3-1/4X16	445 CASE MDF PRIMED
CHAIR RAIL		
547712	11/16X3X16	297 CHAIR RAIL FJ PRIMED
206643	11/16X2-5/8X16	390 CHAIR RAIL FJ PRIMED
CHAMFER		
267467	3/4X3/4XRL	995 CHAMFER STRIP SOLID

Moulding & Millwork

Baseboard, Crown, Stops, Casing, Legs, Jambs & More



BXC #	SIZE	DESCRIPTION
CORNER		
177067	1-1/8X1-1/8	205 OUTSIDE CORNER SOLID
390122	11/16X11/16X8	206 CORNER GUARD SOLID
COVE		
151598	9/16X1-3/4	85 COVE SOLID
159295	11/16X11/16	100 COVE SOLID
CROWN		
526719	9/16X5-1/4X16	45 CROWN FJ PRIMED
264264	9/16X4-5/8X16	47 CROWN FJ PRIMED
107232	9/16X3-5/8X16	49 CROWN FJ PRIMED
284205	9/16X2-3/4X16	52 CROWN FJ PRIMED
134238	11/16x4-1/4x16	79 CROWN FJ PRIMED
127100	9/16X3-5/8	49 CROWN SOLID
154315	9/16X2-3/4	52 CROWN SOLID
102102	9/16X1-3/4	60 CROWN SOLID
146401	14MMX4-5/8X16	47 CROWN MDF PRIMED
697172	9/16X5-1/4X16	45 CROWN MDF PRIMED
670730	14MMX3-5/8X16	49 CROWN MDF PRIMED
273012	19MMX5-1/4X16	COVE CROWN GM 2153 MDF PRIMED
HANDRAIL		
179855	1-1/4"	233 FULL ROUND SOLID
157760	1-1/4X2-1/4	240 HANDRAIL SOLID
JAMB		
328248	11/16X4-9/16X16	FLAT JAMB FJ PRIMED
LATTICE		
149604	1/4X1-1/2	266 LATTICE SOLID
MULLION		
145392	3/8X1-1/2	988 MULLION SOLID
ROUNDS		
140929	11/16X11/16X16	106 QUARTER ROUND FJ PRIMED
196961	11/16X11/16	106 QUARTER ROUND SOLID
SCREEN		
153481	1/4X3/4	142 SCREEN MOULD SOLID
STOOL		
499512	11/16X5-1/4X16	1021 WINDOW STOOL FJ PRIMED
134724	11/16X2-1/2X16	1195 WINDOW STOOL 7/8 RBT FJ RAW
STOP		
144358	7/16X1-1/4XRL	937 DOOR STOP SOLID
118517	7/16X1-1/4XRL	941 DOOR STOP SOLID



Introducing **Greenbar2X[®] Fiberglass Rebar**

Greenbar2X[®] is next-generation fiberglass rebar engineered to deliver unparalleled strength, durability, and corrosion resistance, making it the ideal solution for residential and commercial construction projects. Designed to outperform traditional steel, Greenbar2X[®] is perfect for applications ranging from small-scale jobs like patios, driveways and foundations to large infrastructure projects such as pool foundations and retaining walls. Its lightweight design ensures quicker, more efficient installation, reducing both time and labor costs on-site. With superior resistance to corrosion, Greenbar2X[®] minimizes maintenance expenses and significantly extends the lifespan of concrete structure. Greenbar2X[®] is the smart, sustainable choice for projects that demand long-lasting performance and concrete reinforcement in even the harshest environments. It's time to start building stronger, faster, better!

Better than Steel Rebar

- ✓ STRONGER
- ✓ LIGHTER & EASIER TO HANDLE
- ✓ EASIER TO CUT
- ✓ WILL NOT RUST OR CORRODE



BXC #	SIZE	DESCRIPTION	PCS/UNIT
FIBERGLASS REBAR			
159929	3/8" x 10'	Greenbar Fiber Rebar #3	20
875448	3/8" x 20'	Greenbar Fiber Rebar #3	20
490222	1/2" x 4'	Greenbar Fiber Rebar #4	10
316576	1/2" x 10'	Greenbar Fiber Rebar #5	10
344255	1/2" x 20'	Greenbar Fiber Rebar #6	10

Metal Solutions

Metal Studs & Tracks

SteelLinx[®]
Quality Metal Solutions

Quality Metal Products at a Competitive Price.

From foundations to roofing, our branch offers a comprehensive collection of metal building products. Our extensive global sourcing capabilities enable us to provide you with the best quality and value available.

BXC #	SIZE	DESCRIPTION	PCS/ UNIT
METAL STUDS/TRACK			
168460	1-1/4" x 3-5/8" x 8'	Metal Stud 20ga Prostud	180
108945	1-1/4" x 3-5/8" x 10'	Metal Stud 20ga Prostud	180
198142	1-1/4" x 3-5/8" x 12'	Metal Stud 20ga Prostud	180
192432	1-1/4" x 2-1/2" x 8'	Metal Stud 20ga Prostud	240
155450	1-1/4" x 2-1/2" x 10'	Metal Stud 20ga Prostud	240
186972	1-1/4" x 3-5/8" x 8'	Metal Stud 25ga Prostud	180
672691	1-1/4" x 3-5/8" x 10'	Metal Stud 25ga Prostud	180
211466	1-1/4" x 3-5/8" x 10'	Metal Track 20ga	180
592086	1-1/4" x 2-1/2" x 10'	Metal Track 25ga	240
499859	1-1/4" x 3-5/8" x 10'	Metal Track 25ga	180

ms Metal Sales[™]

Metal Sales Corrugated & 5V Roofing available

Special order in 25 piece bundles

Metal Solutions

Flashing & Eave Drip



Durable Edge Protection Without Compromise.

Our metal flashing and eave drip products are built for strength, consistency, and long-term performance. With strategic global sourcing and competitive pricing, you get dependable protection against the elements—without sacrificing value.

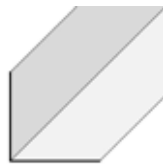
SteelLinx®

FLAMCO

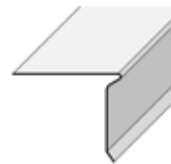
SEMCO™
SOUTHEASTERN METALS

TAMLYN®
FAMILY. VALUE. SERVICE.

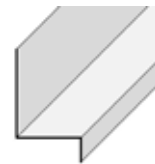
BXC #	SIZE	DESCRIPTION	PCS/UNIT
EAVE DRIP / ANGLE / Z FLASHING / ROLL FLASHING			
252189	6 x 2-1/2"	Eave Drip 25ga Black	25
561316	6 x 2-1/2"	Eave Drip 25ga Brown	25
561317	6 x 2-1/2"	Eave Drip 25ga White	25
119543	2" x 2" x 10'	Angle Hemmed Steel 25ga	1
226707	7/8" x 10'	Channel Hat Furring Steel 25ga	1
705015	3-1/2" x 4" x 10'	Apron Galv	25
623134	4" x 4" x 10'	Angle Flashing Hem Galv	20
669873	1-1/2" x 1-1/2" x 10'	Roof Edge Galv	50
690507	1-7/8" x 3/4" x 3/8" x 10'	Z-Flashing Galv	50
161029	2" x 3/8" x 3/8" x 10'	Z-Flashing Galv	50
165571	2" x 5/8" x 3/8" x 10'	Z-Flashing Galv	50
204721	20" x 50'	Roll Flashing Galv	30



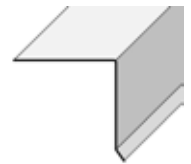
Angle Flashing



Eave Drip



Z-Flashing



Roof Edge

Concrete Accessories

Remesh, Rebar, Rebar Pins, and More



Build Stronger

Our extensive selection means you can rely on one supplier who understands your business and works with you to deliver the products you need.

BXC #	SIZE	DESCRIPTION	PCS/ UNIT
NAILS			
214237	1"	Plastic Cap Nail	2M
210789	1-1/4"	Coil Roofing Nail .120 15 deg. wire	7.2M
647236	1"	Plastic Cap Nail Eg Ring Shank	3M
PLYWOOD CLIPS			
275206	7/16"	Plywood Clips	250
275234	15/32"	Plywood Clips	250
144121	5/8"	Plywood Clips	250
235306	3/4"	Plywood Clips	250
ROD CHAIR			
621905	#2	Rod Chair	100
621904	#3	Rod Chair	100
WALL TIES			
152178		Zig Zag Wall Ties 22 GA Galv.	500

BXC #	SIZE	DESCRIPTION	PCS/ UNIT
TIE WIRE			
655221		16ga Black Tire Wire	24
738835	6"	Bar Tie Black Annealed 16 GA 4 ct 1000 pc rolls	1
136788	6"	Bar Tie Black Annealed 16 GA 1 ct 5000 pc rolls	1
126482	8"	Bar Tie Black Annealed 16 GA 1 ct 5000 pc rolls	1
ANCHOR BOLTS			
665928	1/2" x 6"	Galv Anchor Bolt w/ Nut and Washer	50
319868	1/2" x 8"	Galv Anchor Bolt w/ Nut and Washer	50
638550	1/2" x 10"	Galv Anchor Bolt w/ Nut and Washer	50
226491	1/2" x 12"	Galv Anchor Bolt w/ Nut and Washer	50
222943	1/2" x 6"	Plain Anchor Bolt w/ Nut and Washer	50
203085	1/2" x 8"	Plain Anchor Bolt w/ Nut and Washer	50
199535	1/2" x 10"	Plain Anchor Bolt w/ Nut and Washer	50
LATH			
715169	2.5 27x97	Metal Lath Diamond Galv	250
REMESH			
172183	5" x 150'	Steel Remesh Roll 10G 6x6 W1.4/1.4	9
189134	5" x 10'	Steel Remesh Sheet 10G 6x6 W1.4/1.4	300
737624	42" x 84"	Steel Remesh Sheet 10G W1.4/1.4	100
REBAR			
311887	3/8" x 20'	Steel Rebar #3 Grade 40	270
113419	1/2" x 10'	Steel Rebar No Grade	150
312305	1/2" x 20'	Steel Rebar #4 Grade 40	162
526419	1/2" x 20'	Steel Rebar #4 Grade 60	162
312276	5/8" x 20'	Steel Rebar #4 Grade 40	100
321635	5/8" x 20'	Steel Rebar #4 Grade 60	100

Additional Resources



Ask about our Valued Added Services:

- Assistance with Manufacturer Engagement & Coordination
- Job Site Delivery
- Take Off Services
- Large Project Expertise
- Order Tracking
- Single Point of Contact

BLUELINX
DELIVERING WHAT MATTERS™

Your *Premier* Building
Products Distributor.



Extensive Product Offering | Responsive Service | Nationwide Distribution

**Birmingham
Distribution Center**

**bluelinxco.com
(866) 481-4036**