

ST. LOUIS | PRODUCT GUIDE

Supplying All Your Building Project Needs



BLUELINX
DELIVERING WHAT MATTERS™

Delivering the Building
Blocks to *Better Lives.*



**St. Louis
Distribution Center**

**bluelinxco.com
800.388.2889**

© BlueLinX 2025. All Rights Reserved.

*Delivering The Building Blocks to **Better Lives.***

BlueLinx is a building products distributor for
residential and commercial construction.



**CALL
TODAY!**

1-888-502-2583

- ✓ Unparalleled Customer Service
- ✓ Extensive Selection of Products
- ✓ Coast-to-Coast Distribution

BlueLinx is the leading wholesale building products distributor for the top brands and customers in North America for homes and commercial construction. With warehouses across the country and a strong logistics network, we pick, pack, and ship the most sought-after materials to retailers and builders across America – completely, accurately, and on time. Since 1954, BlueLinx has been a proud blue-collar company of dedicated people who use their hands and skills to help transform building products into strong, secure businesses, houses, and homes. We emerged out of the plywood distribution division of Georgia-Pacific Corporation and have grown to become a preeminent partner for specialty materials suppliers, retailers, and professionals in the construction industry. BlueLinx is headquartered in Atlanta, Georgia.

Contents

Products from BlueLinx

ENGINEERED WOOD

4 | *Rim Board, LVL & I-Joist*

MILLWORK

5 | *PrimeLinx®*

6 | *Moulding & Millwork*

SPECIALTY LUMBER

7 | *Gorman*

8 | *Cedar*

SIDING & TRIM

9 | *GP Vinyl® Siding*

10-12 | *Versatex®*

13 | *Armorite™*

OUTDOOR LIVING

14-15 | *MoistureShield® Composite Decking*

16 | **NEW!** *MoistureShield® InstaDeck® Outdoor Flooring System*

17 | *MoistureShield® Compass Railing and Accessories*

WEATHERIZATION & INSULATION

18 | *Barricade® Building Wrap*

STRUCTURAL PRODUCTS

19 | *GP DensGlass & Shaftliner Accessories*

20 | *Industrial & Decorative Panels*

21 | *Huber*


22 | *OSB, Sheathing, Plywood & Plywood Siding*

23 | *Lumber*

METALS

24 | *Rebar, Remesh, Studs & Tracks*

25 | *Greenbar2X Fiberglass Rebar*



Engineered Wood

Rim Board, LVL & I-Joist



BlueLinX Engineered Products


Great Framework Begins with High-Quality Engineered Wood Products.

With onCENTER®, you can breeze through your next project with our quality engineered wood products delivered direct to your job site. You'll find everything you need to complete your next project on schedule and on budget.

When It's Built Right, It's onCENTER®.



| SIZE | DESCRIPTION |
|--|------------------------------------|
| LAMINATED STRAND FRAMING LUMBER - STUDS | |
| 1-1/2" X 3-1/2" | 1.35E(SF) LSL |
| 1-1/2" X 5-1/2" | 1.35E(SF) LSL |
| LAMINATED VENEER LUMBER (1 3/4" LVL 2.1E) | |
| 1-3/4" X 7-1/4" | 1 3/4" X 7 1/4" ONCENTER LVL 2.1E |
| 1-3/4" X 9-1/4" | 1 3/4" X 9 1/4" ONCENTER LVL 2.1E |
| 1-3/4" X 9-1/2" | 1 3/4" X 9 1/2" ONCENTER LVL 2.1E |
| 1-3/4" X 11-1/4" | 1 3/4" X 11 1/4" ONCENTER LVL 2.1E |
| 1-3/4" X 11-7/8" | 1 3/4" X 11 7/8" onCENTER LVL 2.1E |
| 1-3/4" X 14" | 1 3/4" X 14" onCENTER LVL 2.1E |
| 1-3/4" X 16" | 1 3/4" X 16" onCENTER LVL 2.1E |
| 1-3/4" X 18" | 1 3/4" X 18" onCENTER LVL 2.1E |
| 1-3/4" X 20" | 1 3/4" X 20" onCENTER LVL 2.1E |
| 1-3/4" X 24" | 1 3/4" X 24" onCENTER LVL 2.1E |
| I-JOIST | |
| STOCKING WAREHOUSE PRIME LENGTHS - 20', 24', 28', 32', 36' | |
| 2-1/2" X 9 1/2" | I-JOIST ONCENTER BLI 40 SERIES |
| 2-1/2" X 11 7/8" | I-JOIST ONCENTER BLI 40 SERIES |
| 2-1/2" X 14" | I-JOIST ONCENTER BLI 40 SERIES |
| 3-1/2" X 11 7/8" | I-JOIST ONCENTER BLI 65 SERIES |
| 3-1/2" X 14" | I-JOIST ONCENTER BLI 65 SERIES |
| 3-1/2" X 16" | I-JOIST ONCENTER BLI 65 SERIES |
| 3-1/2" X 11 7/8" | I-JOIST ONCENTER BLI 80 SERIES |
| 3-1/2" X 14" | I-JOIST ONCENTER BLI 80 SERIES |
| 1-1/8" RIM BOARD | |
| 1-1/8" X 9 1/2" | ONCENTER RIMBOARD SE |
| 1-1/8" X 11 7/8" | ONCENTER RIMBOARD SE |
| 1-1/8" X 14" | ONCENTER RIMBOARD SE |
| 1-1/8" X 16" | ONCENTER RIMBOARD SE |



Real wood, only BETTER.

- Real Wood
- Primed and Ready to Paint
- Industry Leading Finish
- Ideal for Multiple Applications

| BXC # | SIZE | DESCRIPTION |
|----------------------|----------------|--|
| SHADOW® GAP | | |
| 163851 | 1" X 6" X 16' | PRIMELINX RADIATA PINE FJ PRIMED SHIPLAP |
| 163866 | 1" X 8" X 16' | PRIMELINX RADIATA PINE FJ PRIMED SHIPLAP |
| TRIM BOARDS - 23/32" | | |
| 146547 | 1" X 4" X 16' | PRIMELINX RADIATA PINE FJ PRIMED |
| 146644 | 1" X 6" X 16' | PRIMELINX RADIATA PINE FJ PRIMED |
| 146759 | 1" X 8" X 16' | PRIMELINX RADIATA PINE FJ PRIMED |
| 146991 | 1" X 12" X 16' | PRIMELINX RADIATA PINE FJ PRIMED |




Shadow Gap®



Trim Boards

Moulding & Millwork

Baseboard, Crown, Stops, Casing, Legs, Jambs & More



Effortlessly Add Character and Sophistication to Your Surroundings.

Transform your spaces with style using our meticulously crafted selection of moulding and millwork products, adding depth, character and sophistication to every corner. Discover the magic of expertly crafted details that elevate your designs while benefiting from the cost-effective elegance that moulding and millwork deliver to your projects.



| BXC # | SIZE | DESCRIPTION | BUNDLE SIZE |
|------------------------------------|----------------|--|-------------|
| CROWN | | | |
| 773936 | 9/16X4-1/4X16 | MLD WPI 48 PRIMED CROWN F/J JESO | 8 pc |
| CASING | | | |
| 139984 | 11/16X2-1/4X14 | MLD WPI 356 CASE F/J PREMIUM PRIMED | 12 pc |
| 695229 | 11/16X2-1/4X14 | MLD WPI 366 CASE F/J PREMIUM PRIMED | 12 pc |
| 117260 | 11/16X2-1/4X7 | MLD WPI 366 CASE F/J PREMIUM PRIMED | 12 pc |
| 323226 | 11/16X3-1/4X16 | MLD WPI 413 E2E CASING F/J PRIMED | 12 pc |
| 695216 | 11/16X3-1/4X15 | MLD WPI 444 CASING F/J PRIMED 15' | 10 pc |
| 550370 | 11/16X3-1/4X16 | MLD WPI 444 CASING F/J PRIMED 16' | 10 pc |
| BASE | | | |
| 321234 | 9/16X5-1/4X16 | MLD WPI 618 BASE COLONIAL F/J PRIMED | 6 pc |
| 262904 | 9/16X4-1/4X16 | MLD WPI 620 BASE F/J PREMIUM PRIMED | 8 pc |
| 174769 | 9/16X3-1/4X16 | MLD WPI 623 BASE F/J PREMIUM PRIMED | 10 pc |
| 677671 | 9/16X4-1/4 | MLD PINE SC1W SX BASE COL PRMD JESSO FJ | 8 pc |
| 695206 | 9/16X5-1/4 | MLD PINE LGM 163E BASE PRIMED JESSO FJ | 6 pc |
| 695207 | 9/16X4-1/4 | MLD PINE LGM 163E BASE PRIMED JESSO FJ | 6 pc |
| 245581 | 7/16x2-1/4x16 | MLD WPI 433 BASE FJ E1E PRIMED | 8 pc |
| 446436 | 9/16X5-1/4X16 | MLD WPI E1E BASE FJOINT PREMIUM PRIMED | 6 pc |
| 703407 | 21/32X5-5/16 | MLD PINE WM 04 9400 BASE PRIMED JESSO FJ | 6 pc |
| QUARTER ROUND AND BASE SHOE | | | |
| 140929 | 11/16X11/16X16 | MLD PINE 106 QUARTER ROUND PRIMED F/J | 40 pc |
| 166007 | 3/4X3/4X16 | MLD WPI 105 QUARTER ROUND F/J PRIMED | 40 pc |
| 125221 | 1/2X3/4X16 | MLD WPI 126 BASE SHOE F/J PRIMED | 50 pc |

Call BLX for availability on other millwork profiles.

800.388.2889



Showcasing the Pure Beauty of Natural Wood.

Gorman lumber is carefully graded above the NLGA or WWPA industry standards, has a furniture finish that is smooth and splinter-resistant (The Gorman Edge) and is heat treated and kiln dried to ensure a stable board, not prone to bowing or cracking.

The Gorman Edge:

Different Grades:

All 1" boards are carefully graded with smaller and fewer natural traits allowed in the higher grades of wood.

Different Package Sizes:

All Gorman products are wrapped in protective tarp to ensure clean stock and better inventory control.

- ✓ Smooth surfaces & soft edges
- ✓ Fewer slivers
- ✓ Less chipping
- ✓ Waxed edges to reduce splits
- ✓ Slow & gentle drying to create a flat & stable board

BlueLinx St. Louis stocks the Gorman Elite, Gorman Craftsman, and Pattern 116/WP4 Reversible in both the Elite and Craftsman series in various sizes and lengths.

Cedar

Green Dimensional & Trim, Timbers & Pattern Stock



Add a Captivating, Elegant Touch to Architectural Designs.

Cedar seamlessly combines aesthetic charm with functional durability. With its alluring reddish-brown tones that mature into a captivating silvery hue over time, cedar offers innate resistance to decay and pests due to its natural oils and compounds.

Cedar's exceptional stability and workability make it a go-to choice for siding, decking and roofing, ensuring structures maintain their appeal while weathering the elements.

BLX STL stocks 1x in SIS2E, and various sizes and lengths of rough cedar



Vinyl Siding

Traditional, Dutch Lap, Soffit & Accessories



VISION PRO®

THICKNESS
.040

AVAILABLE FINISH
Woodgrain

AVAILABLE FORMATS



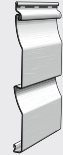
Double 4"
Traditional



Double 5"
Traditional



Double 4"
Dutch



Double 5"
Dutch

COMPASS®

THICKNESS
.044

AVAILABLE FINISH
Low-Gloss

AVAILABLE FORMATS



Double 4"
Traditional



Double 4.5"
Dutch

FOREST RIDGE®

THICKNESS
.042

AVAILABLE FINISH
Woodgrain

AVAILABLE FORMATS



Double 4"
Traditional



Double 5"
Traditional

SHADOW RIDGE®

THICKNESS
.042

AVAILABLE FINISH
Woodgrain

AVAILABLE FORMATS



Double 4"
Dutch



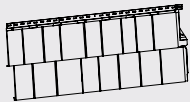
Double 5"
Dutch

CEDAR SPECTRUM®

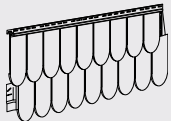
AVAILABLE FORMATS



Double 9"
Hand-Split Shake



Double 7" Shingle



Scallops
(Round Cut)

THICKNESS
.100

AVAILABLE FINISH
Woodgrain

THICKNESS
.100

AVAILABLE FINISH
Woodgrain

THICKNESS
.080

AVAILABLE FINISH
Woodgrain

CASTLE RIDGE®

THICKNESS
.044

AVAILABLE FINISH
Woodgrain

AVAILABLE FORMATS




Single 8"
Traditional

BOARD & BATTEN

THICKNESS
.048

AVAILABLE FINISH
Woodgrain

AVAILABLE FORMATS



Single 7"
Vertical



BlueLinx has all the accessories to
install siding, including blocks,
vents and shutters.

Call Today for Availability!



VERSATEX®

BUILDING PRODUCTS

HIGH QUALITY PVC PRODUCTS NOW AVAILABLE



TRIMBOARD



VERSAWRAP™



SHEET

VERSATEX Building Products are manufactured from cellular PVC, which is impervious to insects and moisture. Product formula ensures VERSATEX maintains its bright white color and is dense enough to use the same cutting tools & fasteners one would with a traditional product. Warping, fading, cupping, or splitting is now a thing of the past — just a building product with high aesthetic value backed by an **industry-best, lifetime, fully transferable, non-prorated warranty.**

BLUELINX
DELIVERING WHAT MATTERS™

St. Louis
Distribution Center

bluelinxco.com
800.388.2889



XCEEDING Your EXPECTATIONS

XCEED by VERSATEX is durable PVC siding that adds beauty and elegance to any home or building's exterior. Its unique wood-like appearance in 10 contemporary colors provides a high-end look coupled with the durability and maintenance-free features you come to know with VERSATEX PVC. Unlike traditional siding options, XCEED has been carefully developed and tested and is backed by a limited lifetime warranty, providing you peace of mind that your building is protected from an ever-changing environment.

XCEED is available in two distinct lap siding profiles, 4-1/2" and 7-1/2" reveal, each in 16 ft board lengths, enabling fewer butt joints and a quicker installation. Its unique VZ drop lock helps to ensure each row remains level as each row stacks and interlocks move up the wall.



4 1/2" in Simple Sage (Special Order only)

The 4 1/2" lap siding is a narrower profile that delivers a clean, classic look that suits various architectural styles, making it a timeless choice for any exterior project.

7 1/2" in Heritage Blue

The 7 1/2" lap siding offers a wider reveal, creating a bold, modern aesthetic that combines style and size, making it an ideal selection for your next project.




| | XCEED | CEDAR | FIBER CEMENT | VINYL |
|-------------------------|-------|-------|--------------|-------|
| HIGHEST R-VALUE | X | | | |
| IMPERVIOUS TO MOISTURE | X | | | X |
| CLASS A FIRE RATING | X | | X | |
| NO PAINT/STAIN REQUIRED | X | | | X |
| IMPACT/WIND RESISTANT | X | X | X | |

Some Features Include:

- Premium lengths = fewer butt joints and a faster, more efficient install.
- Water resistant and not susceptible to swell, bow, warp, or rot.
- Thicker and more durable than vinyl siding, with a high-end wood-like appearance.
- Color that lasts – maintenance free with no need for routine painting like natural or engineered wood and fiber cement.
- Once the first row is level, VZ Drop-Lock allows for faster installation, interlocking each row, ensuring a level appearance as you install up the wall.

XCEED 7 1/2" Siding is Available in 10 Contemporary Shades



Due to screen/print resolution limitations, product colors may not appear exactly as shown. It's always best to refer to a product sample before final selection. Please check with your dealer.

Designed for Beauty and Elegance.

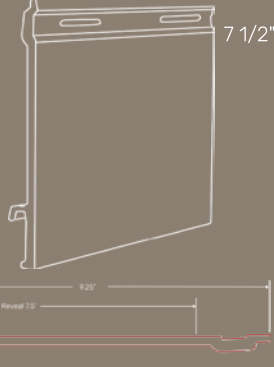
Siding Profile

7 1/2" Reveal x 16' lap siding

| | |
|------------------|-----------|
| PCS PER BOX | 4 pcs |
| WEIGHT PER BOX | 47.2 lbs |
| BOXES PER PALLET | 40 |
| BOXES PER SQUARE | 2.5 boxes |

AVAILABLE COLORS 7 1/2"

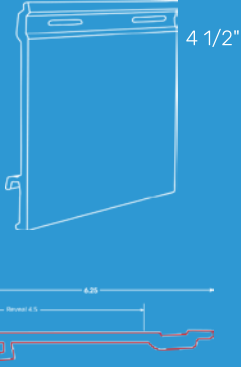
Simple Sage.....EXSD7516SISA
Sequoia Green.....EXSD7516SEGR
Heritage BlueEXSD7516HEBL
Sand Castle.....EXSD7516SACA
Mojave TanEXSD7516MOTA
Stonewall Shade..EXSD7516STSH
Monument Gray ...EXSD7516MOGR
Quick SilverEXSD7516QUSI
Centennial Stone.EXSD7516CEST
Vail White.....EXSD7516VAWH



SPECIAL ORDER ONLY

AVAILABLE COLORS 4 1/2"

Simple Sage.....EXSD4516SISA
Sequoia Green.....EXSD4516SEGR
Heritage BlueEXSD4516HEBL
Sand Castle.....EXSD4516SACA
Mojave TanEXSD4516MOTA
Stonewall Shade..EXSD4516STSH
Monument Gray ...EXSD4516MOGR
Quick SilverEXSD4516QUSI
Centennial Stone.EXSD4516CEST
Vail White.....EXSD4516VAWH



XCEED interlocking system features a top down drop-lock reducing installation time.



XCEED Siding Accessories to Complement Your Siding

XCEED Band Board

WHITE (Smooth/TimberRidge)


| Nominal | Actual | Part Number |
|--------------------|---------------------|--------------|
| Smooth | | |
| 1 x 6 x 18' | 3/4" x 5 1/2" x 18' | EXBBSM010618 |
| 1 x 8 x 18' | 3/4" x 7 1/2" x 18' | EXBBSM010818 |
| TimberRidge | | |
| 1 x 6 x 18' | 3/4" x 5 1/2" x 18' | EXBBTR010618 |
| 1 x 8 x 18' | 3/4" x 7 1/2" x 18' | EXBBTR010818 |



XCEED Skirtboard

WHITE (Smooth/TimberRidge)

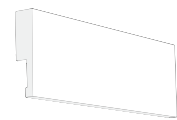
| Nominal | Actual | Part Number |
|--------------------|---------------------|--------------|
| Smooth | | |
| 1 x 4 x 18' | 3/4" x 3 1/2" x 18' | EXSBSM010418 |
| 1 x 6 x 18' | 3/4" x 5 1/2" x 18' | EXSBSM010618 |
| TimberRidge | | |
| 1 x 4 x 18' | 3/4" x 3 1/2" x 18' | EXSBTR010418 |
| 1 x 6 x 18' | 3/4" x 5 1/2" x 18' | EXSBTR010618 |



XCEED Frieze Board

WHITE (Smooth/TimberRidge)

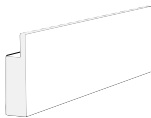
| Nominal | Actual | Part Number |
|--------------------|-------------------|--------------|
| Smooth | | |
| 5/4 x 4 x 18' | 1" x 3 1/2" x 18' | EXFBSM540418 |
| 5/4 x 6 x 18' | 1" x 5 1/2" x 18' | EXFBSM540618 |
| TimberRidge | | |
| 5/4 x 4 x 18' | 1" x 3 1/2" x 18' | EXFBTR540418 |
| 5/4 x 6 x 18' | 1" x 5 1/2" x 18' | EXFBTR540618 |



Standard Stealth

WHITE (Smooth/TimberRidge)


| Nominal | Actual | Part Number |
|--------------------|-------------------|-------------|
| Smooth | | |
| 5/4 x 4 x 18' | 1" x 3 1/2" x 18' | STBSM540418 |
| 5/4 x 6 x 18' | 1" x 5 1/2" x 18' | STBSM540618 |
| 5/4 x 8 x 18' | 1" x 7 1/4" x 18' | STBSM540818 |
| TimberRidge | | |
| 5/4 x 4 x 18' | 1" x 3 1/2" x 18' | STBTR540418 |
| 5/4 x 6 x 18' | 1" x 5 1/2" x 18' | STBTR540618 |
| 5/4 x 8 x 18' | 1" x 7 1/4" x 18' | STBTR540818 |



Stealth w/ Flange

WHITE (Smooth/TimberRidge)

| Nominal | Actual | Part Number |
|--------------------|-------------------|---------------|
| Smooth | | |
| 5/4 x 4 x 18' | 1" x 3 1/2" x 18' | SNFTBSM540418 |
| 5/4 x 6 x 18' | 1" x 5 1/2" x 18' | SNFTBSM540618 |
| TimberRidge | | |
| 5/4 x 4 x 18' | 1" x 3 1/2" x 18' | SNFTBTR540418 |
| 5/4 x 6 x 18' | 1" x 5 1/2" x 18' | SNFTBTR540618 |

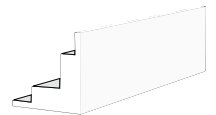


Standard Stealth Corner

WHITE (Smooth/TimberRidge)

| Nominal | Actual | Part Number |
|--------------------|-------------------|-------------|
| Smooth | | |
| 5/4 x 4 x 10' | 1" x 3 1/2" x 10' | SCRSM540410 |
| 5/4 x 6 x 10' | 1" x 5 1/2" x 10' | SCRSM540610 |
| 5/4 x 8 x 10' | 1" x 7 1/4" x 10' | SCRSM540810 |
| TimberRidge | | |
| 5/4 x 4 x 10' | 1" x 3 1/2" x 10' | SCRTR540410 |
| 5/4 x 6 x 10' | 1" x 5 1/2" x 10' | SCRTR540610 |
| 5/4 x 8 x 10' | 1" x 7 1/4" x 10' | SCRTR540810 |

Numbers listed are for 10'. All Corners available in 10', 20' and custom 22' lengths.



Tapered PVC Starter

WHITE (Smooth/TimberRidge)

| Actual | Part Number |
|---------------------|---------------|
| Smooth | |
| 3/4" x 4 1/2" x 18' | EXTSSM0104518 |
| 3/4" x 7 1/2" x 18' | EXTSSM0107518 |
| TimberRidge | |
| 3/4" x 4 1/2" x 18' | EXTSTR0104518 |
| 3/4" x 7 1/2" x 18' | EXTSTR0107518 |



Galvanized and Stainless Steel Metal Starter

| Actual | Part Number |
|------------------------|-------------|
| Galvanized | |
| 3/4" x 4 1/2" x 10' | EXGMSTARTER |
| Stainless Steel | |
| 3/4" x 4 1/2" x 10' | EXSSSTARTER |



XCEED Nail Hem Bracket & Screw Set

Part #EXSEAMBRACKET

50 Pre-drilled stainless Steel Brackets
220 Stainless Steel Mounting Screws

• Estimated coverage area is 6 siding squares/box
• **Failure to use the Bracket System voids the warranty.**



*For additional profiles, visit website.

Finish With Trim That's Better From the Start

Armorite™ Exterior Trim is designed with installers in mind, primed on all sides to expedite the painting process on-site. Its single-layer composition ensures easy and precise nailing without any unwanted protrusions or material issues, making it a top choice for efficient and seamless installations with superior workability, requiring minimal sanding and providing a polished paint finish.

- *Factory Applied Exterior Primer*
- *Superior Strength and Handling*
- *Ideal for all Climates*
- *Smooth or Woodgrain Finish*
- *Resists moisture, rot, decay and termites*
- *No added Formaldehyde*
- *Exceptional 50-Year Warranty*

**REVERSIBLE**

MoistureShield®

Composite Decking




Live outside the ordinary.

MoistureShield® offers the only wood composite deck board that can be installed in the ground, on the ground and underwater. Every MoistureShield® deck board is equipped with an impermeable barrier that fights against damage from moisture, rot, insects, and other harmful elements — all day, every day.


VISION COLLECTION




MERIDIAN COLLECTION



ELEVATE COLLECTION



| SIZE | GROOVED | SOLID |
|---|---------|-------|
| VISION COOL DECK | | |
| <i>Colors Available: Mochaccino, Cathedral Stone & Cold Brew</i> | | |
| 5/4 X 6 X 12 | X | |
| 5/4 X 6 X 16 | X | X |
| 5/4 X 6 X 20 | X | X |
| 1 X 12 X 12 FASCIA | | X |
| MERIDIAN | | |
| <i>Colors Available: Mariner</i> | | |
| 5/4 X 6 X 12 | | |
| 5/4 X 6 X 16 | | |
| 5/4 X 6 X 20 | X | X |
| 1 X 12 X 12 FASCIA | | X |
| MERIDIAN COOL DECK | | |
| <i>Colors Available: Catalina, Citadel & Shoreside</i> | | |
| 5/4 X 6 X 12 | X | |
| 5/4 X 6 X 16 | X | X |
| 5/4 X 6 X 20 | X | X |
| 1 X 12 X 12 FASCIA | | X |
| ELEVATE | | |
| <i>Colors Available: Riverbank, Alpine Gray, Canoe & Lake Fog</i> | | |
| 5/4 X 6 X 12 | X | |
| 5/4 X 6 X 16 | X | |
| 5/4 X 6 X 20 | X | X |
| 1 X 12 X 12 FASCIA | | X |



Reduce lateral movement and add stability to your decking projects.

Get the most seamless installation possible with MoistureShield's exclusive hidden deck fastening system — Beautiful, durable and backed by a limited lifetime warranty against loose deck boards.

| BXC# | DESCRIPTION | PCS/UNIT |
|--------------------|------------------------------|----------|
| ACCESSORIES | | |
| 271129 | CLIP KIT WITH REGULAR SCREWS | 50 SF |
| 898556 | AEGIS CLIP - WOOD FRAME | 250 SF |
| 271432 | AEGIS CLIP - WOOD FRAME | 50 SF |
| 286653 | STARTER CLIP - CARBON STEEL | 25 PCS |
| 271432 | FINISH CLIP - CARBON STEEL | 25 PCS |
| 388662 | MOISTURESHIELD JOIST TAPE | 2 X 65 |
| 232015 | MOISTURESHIELD JOIST TAPE | 4 X 65 |
| 989815 | MOISTURESHIELD JOIST TAPE | 6 X 65 |

| BXC# | STARBORN DESCRIPTION | MS DECKING COLOR MATCH | PCS/UIIT |
|---|--|--|----------|
| STARBORN - CAP-TOR XD EPX COLOR-MATCHED SCREWS (100SF/BX) – #10 2¾" | | | |
| 463658 | WARM GRAY 54 | CATALINA & SANDSTONE | 100 CT |
| 452454 | SAND 64 | MOCHACCINO | 100 CT |
| 462779 | JAVA 73 | COLD BREW, MARINER | 100 CT |
| 288221 | GRAY 37 | ALPINE GRAY, CATHEDRAL STONE, CITADEL & LAKE FOG | 100 CT |
| 751849 | CHOCOLATE 71 | RIVERBANK | 100 CT |
| 556291 | BUCKSKIN 63 | SHORESIDE | 100 CT |
| STARBORN - PROPLUG SYSTEM (350 SCREWS /375 PLUGS / TOOL & BIT) – #10 2¾" | | | |
| 287411 | PRO PLUG/MS EPX S/P CATALINA 100 LF | | |
| 312364 | PRO PLUG/MS EPX S/P SHORESIDE 100 LF | | |
| 104449 | PRO PLUG/MS EPX S/P CANOE 100 LF | | |
| 160632 | PRO PLUG/MS EPX S/P LAKE FOG 100 LF | | |
| 427375 | PRO PLUG/MS EPX S/P ALPINE GRAY 100 LF | | |
| 655172 | PRO PLUG/MS EPX S/P RIVERBANK 100 LF | | |
| 456993 | PRO PLUG/MS EPX S/P CITADEL 100 LF | | |
| 434150 | PRO PLUG/MS EPX S/P MARINER 100 LF | | |
| 529198 | PRO PLUG/MS EPX S/P CATHEDRAL STONE 100 LF | | |
| 750014 | PRO PLUG/MS EPX S/P COLD BREW 100 LF | | |
| 774695 | PRO PLUG/MS EPX S/P MOCHACCINO 100 LF | | |
| Starborn Fascia Screws #10 x 1-7/8" (100 ct) stocked in all colors to match the decking BlueLinx stocks. Pro Plug Fascia Tool sold separately. | | | |



Aegis Clip



Starter Clip



Screws



Cap-Tor XD



Joist Tape

MoistureShield®

InstaDeck®



Introducing **MoistureShield InstaDeck® Outdoor Flooring System**

MoistureShield's InstaDeck® is a user-friendly outdoor flooring system for creating ground-level, freestanding decks. Compatible with all MoistureShield decking lines, it allows for screw-free installation with an integrated fastening system. Ideal for homeowners seeking a quick and cost-effective way to upgrade their outdoor space.

2' x 2' InstaDeck (set of 4)

Actual dimensions 22.55" x 22.55"



- Create any size deck using locking tile foundation
- Minimal tools required for easy installation
- Compatible with 60mm (2 $\frac{3}{8}$ ") pavers to combine decking and hardscape
- Assemble on any flat surface: grass, concrete, existing patio surfaces and gravel
- Tiles can be offset around obstacles and existing hardscape or concrete
- Made in the USA with Limited Lifetime Warranty

InstaDeck can be installed in straight runs or in an interlocking pattern



INSTADECK OUTDOOR FLOORING SYSTEM

| How big is your space? | | What you will need. | | | | |
|------------------------|------------------------|-------------------------------|-------------------------------|----------------|---------|----------|
| Deck Size L X W | Square Footage Area | Total # of InstaDeck Packs | Total # of InstaDeck Tiles | Deck Boards | Anchor* | Anchor** |
| 7.66' X 7.66' | 59' | 4 | 16 | (8) 16' | 32 | 64 |
| 11.5' X 11.5' | 132' | 9 | 36 | (24) 12' | 72 | 144 |
| 15.33' X 15.33' | 235' | 16 | 64 | (32) 16' | 128 | 256 |

*If installing on concrete
**If installing on soil



3X
Powder Coat
Rated at 3X
Industry Standard



**Limited Lifetime
Warranty**



**2-3 Rail Adapter
Available**



**Deck Board
Adapter Available**



**Cable Infill
Available**



MoistureShield's Compass Series aluminum deck railing system adds a contemporary edge to any deck design with rust-proof construction and modern lines for any outdoor setting. Featuring ProLock™ strips and a powder coating rated three times the industry standard, Compass Series aluminum railing offers secure connections and durability for sophisticated strength.

Features:

- Strong and durable - will not rust
- Pre-assembled panels are true to length
- 2 top rail options - Cambridge for a contoured profile and classic for an architectural style flat profile
- Top and bottom rail end caps conceal cuts for a clean & polished look ProLock™ strips create a secure screwless connection to 3/4" baluster
- Powdercoat rated at more than 3X industry standard
- Concealed brackets offer a clean & polished look
- Code compliant for safety and security
- Limited Lifetime Warranty

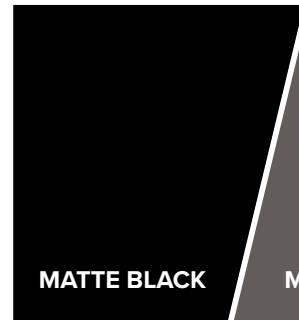
Top Rail Options



Cambridge



Classic



MATTE BLACK



MATTE BRONZE

Options (available in 36" & 42" heights)



3/4" Square Balusters



Deck Board Adapter



2-3 Rail Adapter

Weatherization

Building Wrap



Cool in the Summer, Warm in the Winter, Dry All Year Long.

Elevate comfort, cut costs, and reduce environmental impact with our top-tier weatherization and insulation product offerings. Enjoy consistent indoor temperatures, lower energy bills, and a quieter, healthier living or working space. Explore now and experience the transformative benefits firsthand.

Maximize your brand's impact with Barricade® Building Wrap.

Dealers and builders can now promote their brand and attract local interest with state-of-the-art high resolution print technology.

No Set-Up Fee:

Choose from a wide spectrum of colors and gradients at no extra cost.

Alternating Messages & Images:

Impactful logos, custom messaging, and contact information all on one roll of any grade building wrap.

Flexible Order Size:

Mix two custom logos on same pallet.





DensGlass Sheathing & ShaftLiner **#1 Industry Specified & Builder Preferred**

- Versatile substrate with greater moisture resistance than paper-faced panels
- Non-combustible fiberglass reinforced core
- Easy installation - Cut with standard drywall tools

Call for pricing and availability on truckloads of Georgia-Pacific Gypsum products!


| BXC # | SIZE | DESCRIPTION | PCS/UNIT |
|---|-------------|---------------------------|----------|
| DENSGLOSS SHAFTLINER & SHEATHING | | | |
| 451333 | 1 x 2 x 10 | GP DensGlass Shaftliner | 40 |
| 726270 | 1 x 2 x 12 | GP DensGlass Shaftliner | 40 |
| 958094 | 5/8 x 4 x 8 | GP DensGlass FG Sheathing | 40 |

Industrial & Decorative Panels

Birch, Lauan, MDF Panels & More

Panels for Every Project and Budget.

Our comprehensive selection of panels cater to diverse construction and design needs, offering durability for structural integrity and creative expression for aesthetics.



Birch Panel



Lauan



MDF



White Melamine

| BXC # | SIZE | DESCRIPTION |
|---|-----------------------|------------------------------------|
| BIRCH/LAUAN | | |
| 111535 | 5.2MM x 4' x 8' | Lauan Panel BB-CC Ext |
| 147011 | 3/4" x 4' x 8' | White Birch C-2 Import v/c r/c |
| HARDBOARD | | |
| 107311 | 1/8" x 4' x 8' | Tempered Hardboard S1S |
| 130930 | 3/16" x 4' x 8' | Eucatex Deep Bead Beaded Hardboard |
| 123866 | 1/4"x 12"x192" | Benderboard |
| PARTICLE BOARD | | |
| 759449 | 3/4" x 11-1/4" 145" | Particleboard Shelving S/E White |
| 451167 | 3/4" x 15-1/4" x 145" | Particleboard Shelving S/E White |
| 270432 | 3/4" x 49" x 97" | Particle Board IND Pond Pine |
| MDF PANELS | | |
| 104664 | 3/4" x 4' x 8' | MDF |
| 114753 | 1/2" x 4' x 8' | MDF |
| MELAMINE PANELS | | |
| 104386 | 3/4"x4'x8' | Melamine PBC White G2S |
| 133349 | 3/4"x61"x97" | Melamine PBC White G2S |
| AC ARAUCO RADIATTA PINE | | |
| 697052 | 11/32" x 4'x8' | AC Arauco Radiatta Pine |
| 697055 | 15/32" x 4'x8' | AC Arauco Radiatta Pine |
| 697057 | 23/32" x 4'x8' | AC Arauco Radiatta Pine |
| YELLOW PINE STEPPING | | |
| 689995 | 2"x12"x14' | Yellow Pine #1 BN Stepping |
| 689996 | 2"x12"x16' | Yellow Pine #1 BN Stepping |
| 756023 | 5/4"x12"x8' | Yellow Pine C&BTR BN Stepping |
| 787478 | 5/4"x12"x10' | Yellow Pine C&BTR BN Stepping |
| 229927 | 5/4"x12"x12' | Yellow Pine C&BTR BN Stepping |
| 229929 | 5/4"x12"x14' | Yellow Pine C&BTR BN Stepping |
| 125571 | 5/4"x12"x16' | Yellow Pine C&BTR BN Stepping |
| FURRING STRIPS | | |
| Available in 1x2, 1x3, and 2x2 in various lengths | | |



Huber Products are Engineered to Enhance the Performance of a Building.

Award-winning, high performance products for roof, wall and flooring applications.

Huber products are engineered to enhance performance. Draft free homes and squeak-free subfloor assemblies are why building professionals rely on Huber products from their first job to their last.



ZIP System OSB



AdvanTech Sub-Floor



Subfloor Adhesive



ZIP Tape



Stretch Tape



ZIP Tape Roller

| BXC # | SIZE | DESCRIPTION |
|----------------------|-------------------|--|
| ZIP SYSTEM | | |
| 259097 | 7/16" x 4' x 8' | ZIP OSB Wall/Roof Combo Struc 1 |
| 259877 | 7/16" x 4' x 9' | Huber ZIP OSB Wall |
| 259918 | 7/16" 4' x 10' | ZIP OSB WALL |
| 259949 | 1/2" x 4' x 8' | ZIP OSB Wall/Roof Combo Struc 1 |
| 570114 | 5/8" x 4' x 8' | ZIP OSB Wall/Roof Combo Struc 1 |
| 794426 | 15/16" x 4' x 8' | Huber ZIP Insulated R Sheathing R3.6 |
| 454221 | 1-7/16" x 4' x 8' | Huber ZIP Insulated R Sheathing R6.6 |
| ADVANTECH | | |
| 261608 | 23/32" x 4' x 8' | Blue Plus OSB T&G Flooring |
| 649207 | 23/32" x 4' x 8' | Advantech OSB T&G Struct 1 |
| 363885 | 23/32" x 4' x 8' | Advantech X Factor OSB T&G Struct 1 |
| ACCESSORIES | | |
| 261066 | 10.3 OZ. | Huber ZIP Liquid Flash Cartridge |
| 260945 | 29 OZ. | Huber ZIP Liquid Flash Cartridge |
| 260883 | | Huber Zip Tape Gun |
| 261231 | 24 Oz | Advantech Subfloor Adhesive Can |
| 259118 | 3.75" x 90' | Huber ZIP Tape |
| 549880 | 3.75" x 30' | Huber ZIP Tape |
| 268747 | 9" x 50' | Huber ZIP Tape |
| 478063 | 3" x 20' | Huber ZIP Stretch Tape |
| 312719 | 6" x 20' | Huber ZIP Stretch Tape |
| 260101 | 6" x 75' | Huber ZIP Stretch Tape |
| 260827 | 10" x 75' | Huber ZIP Stretch Tape |
| 259143 | | Huber ZIP Tape Roller |
| SPECIAL ORDER | | |
| 806573 | 1-1/8" x 4' x 8' | Advantech X Factor OSB T&G Flooring Struct 1 |

Panels

OSB, Sheathing, Plywood & Plywood Siding



Panels Tailored for Every Need.

BlueLinX has you covered for any project. Whether it's sheathing, subfloor, siding, or specialized panels such as marine-grade and fire-treated options, we offer the perfect product for every budget and purpose.



| BXC # | SIZE | DESCRIPTION |
|-------------------------------------|---------------|-------------------------------|
| OSB | | |
| 113445 | 7/16 x 4 x 8 | OSB Sheathing |
| 428627 | 7/16 x 4 x 9 | OSB Sheathing |
| 113490 | 19/32 x 4 x 8 | OSB Sheathing |
| 128580 | 1/4 x 4 x 8 | OSB Sheathing |
| ARAUCO PREMIUM AC/UL | | |
| 697054 | 1/4 x 4 x 8 | Arauco AC/UL Radiata Pine |
| 697052 | 11/32 x 4 x 8 | Arauco AC/UL Radiata Pine |
| 697055 | 15/32 x 4 x 8 | Arauco AC/UL Radiata Pine |
| 697057 | 23/32 x 4 x 8 | Arauco AC/UL Radiata Pine |
| SPECIALTY PANELS | | |
| 167765 | 1/2 x 4 x 8 | AB Marine |
| 113256 | 3/4 x 4 x 8 | AB Marine |
| HOOVER INTERIOR FIRE TREATED | | |
| 130063 | 15/32 x 4 x 8 | Pyro Guard CDX Fire Treated |
| 726365 | 19/32 x 4 x 8 | Pyro Guard CDX Fire Treated |
| 726366 | 23/32 x 4 x 8 | Pyro Guard CDX Fire Treated |
| PRESSURE TREATED PLYWOOD | | |
| 112760 | 15/32 x 4 x 8 | PT Micro Guard |
| 112741 | 23/32 x 4 x 8 | PT Micro Guard |
| FIR RATED SHEATHING | | |
| 154783 | 15/32 x 4 x 8 | FIR CDX Rated Sheathing Exp 1 |
| 131826 | 19/32 x 4 x 8 | FIR CDX Rated Sheathing Exp 1 |
| PINE RATED SHEATHING | | |
| 102830 | 11/32 x 4 x 8 | SYP CDX Rated Sheathing Exp 1 |
| 184200 | 15/32 x 4 x 8 | SYP CDX Rated Sheathing Exp 1 |
| 195482 | 19/32 x 4 x 8 | SYP CDX Rated Sheathing Exp 1 |
| 152512 | 23/32 x 4 x 8 | SYP CDX Rated Sheathing Exp 1 |

Lumber

Southern Yellow Pine, SPF & Studs



Forms the Backbone of Every Project with a Sturdy Foundation.

We offer an array of sturdy lumber solutions that form the crucial backbone of your construction project. Each product is designed to provide the strength and reliability needed to bring your visions to life.

BlueLinX St. Louis stocks Dimensional SPF
in 2&Btr, Premium, and 4sq product

BlueLinX St. Louis stocks a full line of
various styles and sizes in SPF Studs

BLX offers 1# Yellow Pine Dimensional
Lumber, including long length lumber
in 2x4, 2x6, 2x8, 2x10, and 2x12

BLX stocks Pyro-Guard #2 Yellow Pine
S4S Interior Fire Treated Lumber
in various sized and lengths.

In Treated Lumber,
BLX stocks #1
Southern Yellow Pine
MCA Treated GC in
dimensional lumber.

BLX stocks 4x4 and
6x6 in a #2 Southern
Yellow Pine CCA
Treated IG. BLX also
stocks 5/4x6 SYP
MCA Ground Contact
Deck Boards.

Metals

Rebar, Remesh, Studs & Tracks



Build Stronger

Our extensive selection means you can rely on one supplier who understands your business and works with you to deliver the products you need.



| BXC # | DESCRIPTION | PCS/ BDL |
|---------------------------------|--|-------------|
| REBAR | | |
| 311887 | 3/8" x 20' #3 Grade 40 Steel Rebar Rod | 266 |
| 312305 | 1/2" x 20' #4 Grade 40 Steel Rebar Rod | 150 |
| 526419 | 1/2" x 20' #4 Grade 60 Steel Rebar Rod | 150 |
| 321635 | 5/8" x 20' #5 Grade 60 Steel Rebar Rod | 96 |
| FIBERGLASS REBAR | | |
| 159929 | #3 (#10M) 3/8x10 Mateenbar Greenbar2X Fiberglass Rebar | 20 |
| 875448 | #3 (#10M) 3/8x20 Mateenbar Greenbar2X Fiberglass Rebar | 20 |
| 490222 | #4 (#13M) 1/2x4 Mateenbar Greenbar2X Fiberglass Rebar | 10 |
| 316576 | #4 (#13M) 1/2x10 Mateenbar Greenbar2X Fiberglass Rebar | 10 |
| 344255 | #4 (#13M) 1/2x20 Mateenbar Greenbar2X Fiberglass Rebar | 10 |
| REMESH ROLLS AND SHEETS | | |
| 737624 | 42" x 84" Steel Remesh Sheet 10G W1.4/1.4 Imp | 100 |
| 172183 | 5' x 150' Steel Remesh Roll 10G 6x6 W1.4/1.4 9ct | 9 |
| 715169 | 27" x 97" Metal Lath Diamond Galvanized | 250 |
| METAL STUDS & TRACKS | | |
| 168460 | 1-1/4" x 3-5/8" x 8' Metal Stud 20 Gauge Prostud 161033 DW | 180 |
| 108945 | 1-1/4" x 3-5/8" x 10' Metal Stud 20 Gauge Prostud 161033 DW | 180 |
| 192432 | 1-1/4" x 2-1/2" x 8' Metal Stud 25 Gauge Prostud 181021 DW | 240 |
| 155450 | 1-1/4" x 2-1/2" x 10' Metal Stud 25 Gauge Prostud 181021 DW | 240 |
| 186972 | 1-1/4" x 3-5/8" x 8' Metal Stud 25 Gauge Prostud 181031 DW | 180 |
| 139495 | 1-1/4" x 3-5/8" x 10' Metal Stud 25 Gauge Prostud 181031 DW | 180 |
| 211466 | 1-1/4" X 3-5/8" X 10' Metal Track 20 Gauge Protrak 164033 DW | 180 |
| 592086 | 1-1/4" x 2-1/2" x 10' Metal Track 25 Gauge Protrak 187021 DW | 240 |
| 499859 | 1-1/4" x 3-5/8" x 10' Metal Track 25 Gauge Protrak 187031 DW | 180 |
| 119543 | 2" x 2" x 10' Angle Hemmed 25 Gauge | 10 |
| 226707 | 7/8" x 10' Hat Furring 25 Gauge | 10 |



Introducing **Greenbar2X Fiberglass Rebar**

Greenbar2X is next-generation fiberglass rebar engineered to deliver unparalleled strength, durability, and corrosion resistance, making it the ideal solution for residential and commercial construction projects. Designed to outperform traditional steel, Greenbar2X is perfect for applications ranging from small-scale jobs like patios, driveways, and foundations to large infrastructure projects such as pool foundations and retaining walls. Its lightweight design ensures quicker, more efficient installation, reducing both time and labor costs on-site. With superior resistance to corrosion, Greenbar2X minimizes maintenance expenses and significantly extends the lifespan of concrete structure. Greenbar2X is the smart, sustainable choice for projects that demand long-lasting performance and concrete reinforcement in even the harshest environments. It's time to start building stronger, faster, better!

Better than Steel Rebar

- ✓ **STRONGER**
- ✓ **EASIER TO CUT**
- ✓ **LIGHTER & EASIER TO HANDLE**
- ✓ **WILL NOT RUST OR CORRODE**

| IN-STOCK INVENTORY | | |
|--------------------|-----------------|------------|
| GRADE | SIZE | PCS/BUNDLE |
| #3 (3/8" Dia.) | 10ft, 20ft | 20 PCS |
| #4 (1/2" Dia.) | 4ft, 10ft, 20ft | 10 PCS |



NOTES

NOTES



Your *Premier* Building
Products Distributor.



Extensive Product Offering | Responsive Service | Nationwide Distribution

**St. Louis
Distribution Center**

**bluelinxco.com
800.388.2889**