

ATLANTA | PRODUCT GUIDE

Supplying All Your Building Project Needs



BLUELINX
DELIVERING WHAT MATTERS™

Delivering the Building
Blocks to *Better Lives.*



Atlanta
Distribution Center

bluelinxco.com
770.953.7575

ATLANTA SALES TEAM



JILL DAVIS 770.810.1302

Allura Fiber Cement / Insulation
jill.davis@bluelinxco.com



KEITH COSTIGAN 770.221.8293

Millwork Manager
Moulding/HB&G/Stair Parts
keith.costigan@bluelinxco.com



DANIEL WADE 770.221.2428

MositureShield / Cedar / Specialty Lumber
daniel.wade@bluelinxco.com



JEFF STISKIN 770.221.2905

Steellinx Metal / Poly and Adhesives
jeffrey.stiskin@bluelinxco.com



JEFF MATTHEWS 770.953.4941

Plywood Trader / Huber
jeffery.matthews@bluelinxco.com



RUSSELL PIGG 770.953.7072

Lumber Manager
russell.pigg@bluelinxco.com



DAN PESAVENTO 770.221.2376

GP Vinyl Siding / LP SmartSide
dan.pesavento@bluelinxco.com



RANDY PERLAKOWSKI 404.775.4114

Engineered Wood
randy.perlakowski@bluelinxco.com



JON KLOPF 770.953.7625

Design Specialist
Engineered Lumber
jonathan.klopff@bluelinxco.com




SHARON KENNEDY 770.953.4941

Engineered Wood Products / Roofing / Rebar & Remesh
sharon.kennedy@bluelinxco.com



SHELDON MILLER 770.953.7593

Particleboard / Hardwood Plywood
sheldon.miller@bluelinxco.com



DAWSON DAVIS 470.443.2884

Industrial Sales
Dawson.Davis@bluelinxco.com



SCOTT JONES 770.221.2713

Sales Manager
scott.jones@bluelinxco.com



CHRIS COOPER 470.781.8913

Industrial Sales Manager
chris.cooper2@bluelinxco.com



STEVE NEUBERT 770.221.2285

General Manager
steven.neubert@bluelinxco.com

Contents

Products from BlueLinx

SPECIALTY LUMBER

- 4 | Pine Boards & Pattern Stock
- 5 | Gorman
- 6 | Cedar

OUTDOOR LIVING

- 7 | **NEW!** MoistureShield® InstaDeck® Outdoor Flooring System
- 8 | MoistureShield® Composite Decking
- 10-13 | MoistureShield® Compass Railing and Accessories

SIDING & TRIM

- 14-15 | GP Vinyl® Siding
- 16-17 | LP SmartSide®
- 18 | PlyGem® Shutters
- 19 | Allura™ Fiber Cement

MILLWORK

- 20 | PrimeLinx®
- 21-24 | Moulding & Millwork
- 25 | HB&G Columns
- 26-27 | Stair Parts and Treads

STRUCTURAL PRODUCTS

- 28 | Engineered Wood
- 29 | Lumber
- 30 | Panels
- 31 | GP DensGlass & Shaftliner Accessories
- 32 | Huber
- 33 | Industrial & Decorative Panel

WEATHERIZATION & INSULATION

- 34-35 | Styrofoam, Sill Seal, Wraps, etc.

METALS

- 36 | Hand-Driven Fasteners
- 37 | Collated Fasteners
- 38 | Flashing
- 39 | Construction Hardware

ACCESSORIES & MISC.

- 40 | Concrete Accessories
- 41 | Greenbar2X Fiberglass Rebar
- 42 | Roofing Felt & Underlayment
- 43 | Poly Sheeting

Industrial linecard available on back cover



Pine Boards & Pattern Stock

Southern Yellow Pine, S4S, Patten Stock



PROLinX
PREMIUM PATTERN

Beautiful and Sustainable

Pine is the perfect choice for a variety of projects from flooring to walls, ceilings and more. The natural beauty of pine combined with its workability and value make it one of the most popular boards on the market. Fast growing pine is also the most environmentally friendly species on market.



BXC #	SIZE	DESCRIPTION	PCS/ UNIT	PCS/ BNDL
PREMIUM SYP PATTERN STOCK				
267098	1 x 6 x 8	PROLINX C&BTR SYP T&G E&CB/V-JOINT	192	6
307329	1 x 6 x 10	PROLINX C&BTR SYP T&G E&CB/V-JOINT	192	6
689859	1 x 6 x 12	PROLINX C&BTR SYP T&G E&CB/V-JOINT	192	6
120066	1 x 6 x 14	PROLINX C&BTR SYP T&G E&CB/V-JOINT	192	6
974658	1 x 6 x 16	PROLINX C&BTR SYP T&G E&CB/V-JOINT	192	6
978375	1 x 6 x 12	PROLINX #2 SEL SYP T&G E&CB/V-JOINT	192	6
936038	1 x 6 x 16	PROLINX #2 SEL SYP T&G E&CB/V-JOINT	192	6
100110	1 x 6 x 12	PROLINX #2SEL SYP T&G NICKEL GAP/V-JOINT	192	6
784022	1 x 6 x 16	PROLINX #2SEL SYP T&G NICKEL GAP/V-JOINT	192	6
863549	1 x 6 x 12	PROLINX #2 SEL SYP T&G V-JOINT/FLAT BACK	192	6
903499	1 x 6 x 16	PROLINX #2 SEL SYP T&G V-JOINT/FLAT BACK	192	6
932151	1 x 6 x 12	PROLINX #2 SEL SYP SHIP LAP PATTERN 105	192	6
736509	1 x 6 x 16	PROLINX #2 SEL SYP SHIP LAP PATTERN 105	192	6
157337	1 x 6 x 8	PROLINX #2 SEL SYP T&G FLOORING CM	192	6
389629	1 x 6 x 10	PROLINX #2 SEL SYP T&G FLOORING CM	192	6
270074	1 x 6 x 12	PROLINX #2 SEL SYP T&G FLOORING CM	192	6
496131	1 x 6 x 14	PROLINX #2 SEL SYP T&G FLOORING CM	192	6
692313	1 x 6 x 16	PROLINX #2 SEL SYP T&G FLOORING CM	192	6
274816	2 x 6 x 12	YELLOW PINE #1 T&G/V-JOINT KDHT	128	6
274874	2 x 6 x 16	YELLOW PINE #1 T&G/V-JOINT KDHT	128	6
290503	2 x 6 x 12	YELLOW PINE #2 T&G/V-JOINT KDHT	128	6
750758	2 x 6 x 16	YELLOW PINE #2 T&G/V-JOINT KDHT	128	6
SYP S4S				
200108	1 x 4 x 12	Yellow Pine #2 KDHT S4S	384	-
200106	1 x 4 x 16	Yellow Pine #2 KDHT S4S	384	-
163952	1 x 4 x 12	Yellow Pine #3/4 Mill Run S-Dry	384	-
174670	1 x 4 x 16	Yellow Pine #3/4 Mill Run S-Dry	384	-
#3 POND PINE				
133756	1 x 6 x 12	#3 POND PINE KD S4S	256	-
EWP S4S				
544713	1 x 12 x 12	EAST WHITE PINE STD KD S4S	80	-
504660	1 x 12 x 14	EAST WHITE PINE STD KD S4S	80	-
366985	1 x 12 x 16	EAST WHITE PINE STD KD S4S	80	-
SPF PATTERN STOCK				
255540	1 x 6 x 16	EURO #2&BTR T&G E&CB/WP-4 (6pc pks)	336	-
255429	1 x 6 x 12	EURO #2&BTR T&G E&CB/WP-4 (6pc pks)	336	-



Showcasing the Pure Beauty of Natural Wood.

Gorman lumber is carefully graded above the NLGA or WWPA industry standards, has a furniture finish that is smooth and splinter-resistant (The Gorman Edge) and is heat treated and kiln dried to ensure a stable board, not prone to bowing or cracking.

The Gorman Edge:

Different Grades:

All 1” boards are carefully graded with smaller and fewer natural traits allowed in the higher grades of wood.

Different Package Sizes:


All Gorman products are wrapped in protective tarp to ensure clean stock and better inventory control.

- ✓ Smooth surfaces & soft edges
- ✓ Fewer slivers
- ✓ Less chipping
- ✓ Waxed edges to reduce splits
- ✓ Slow & gentle drying to create a flat & stable board

BXC #	SIZE	DESCRIPTION	PCS/UNIT
ELITE			
261283	1 x 4 x 8	Gorman Elite Boards	280
261321	1 x 4 x 10	Gorman Elite Boards	280
261339	1 x 4 x 12	Gorman Elite Boards	280
261363	1 x 4 x 14	Gorman Elite Boards	280
261440	1 x 4 x 16	Gorman Elite Boards	280
261482	1 x 6 x 8	Gorman Elite Boards	180
261522	1 x 6 x 10	Gorman Elite Boards	180
261538	1 x 6 x 12	Gorman Elite Boards	180
261567	1 x 6 x 14	Gorman Elite Boards	180
261579	1 x 6 x 16	Gorman Elite Boards	180
259839	1 x 8 x 8	Gorman Elite Boards	140
259897	1 x 8 x 10	Gorman Elite Boards	140
259966	1 x 8 x 12	Gorman Elite Boards	140
260028	1 x 8 x 14	Gorman Elite Boards	140
260473	1 x 8 x 16	Gorman Elite Boards	140
260594	1 x 10 x 8	Gorman Elite Boards	100
260809	1 x 10 x 12	Gorman Elite Boards	100
260833	1 x 10 x 14	Gorman Elite Boards	100
260950	1 x 10 x 16	Gorman Elite Boards	100
261069	1 x 12 x 8	Gorman Elite Boards	80
261135	1 x 12 x 10	Gorman Elite Boards	80
261193	1 x 12 x 12	Gorman Elite Boards	80
261233	1 x 12 x 14	Gorman Elite Boards	80
261273	1 x 12 x 16	Gorman Elite Boards	80
490427	1 x 4 x 16	GORMAN ELITE BOARDS PRIMED	280
136785	1 x 6 x 16	GORMAN ELITE BOARDS PRIMED	180
176597	1 x 8 x 16	GORMAN ELITE BOARDS PRIMED	140
525785	1 x 10 x 16	GORMAN ELITE BOARDS PRIMED	100
741157	1 x 12 x 16	GORMAN ELITE BOARDS PRIMED	80

Cedar

Green Dimensional & Trim, Timbers & Pattern Stock



Add a Captivating, Elegant Touch to Architectural Designs.

Cedar seamlessly combines aesthetic charm with functional durability. With its alluring reddish-brown tones that mature into captivating silvery hues over time, cedar offers innate resistance to decay and pests due to its natural oils and compounds.

Cedar's exceptional stability and workability make it a go-to choice for siding, decking, and roofing, ensuring structures maintain their appeal while weathering the elements.

Ordering Details

All RGH timbers and dimension available for surfacing upon request **(Subject to lead time)**.


Custom timber sizing available in RGH or S4S **(Subject to lead time)**.

SIZE	DESCRIPTION	LENGTHS	UNIT SIZE
GREEN DIMENSIONAL			
2 x 4	Appearance Grade RGH	8 - 20	168
2 x 6	Appearance Grade RGH	8 - 20	112
2 x 8	Appearance Grade RGH	8 - 20	84
2 x 10	Appearance Grade RGH	8 - 20	70
2 x 12	Appearance Grade RGH	8 - 20	56
2 x 12	Appearance Grade RGH	8 - 20	56
2 x 4 (1-1/2 x 3-1/2)	Appearance Grade S4S	8 - 16	208
2 x 6 (1-1/2 x 5-1/2)	Appearance Grade S4S	8 - 16	128
2 x 8 (1-1/2 x 7-3/8)	Appearance Grade S4S	8 - 16	96
GREEN S1S2E TRIM BOARDS			
1 x 4 (3/4 x 3-1/2)	Appearance Grade S1S2E	8 - 20	416
1 x 6 (3/4 x 5-1/2)	Appearance Grade S1S2E	8 - 20	256
1 x 8 (3/4 x 7-3/8)	Appearance Grade S1S2E	8 - 20	192
1 x 10 (3/4 x 9-3/8)	Appearance Grade S1S2E	8 - 20	160
1 x 12 (3/4 x 11-3/8)	Appearance Grade S1S2E	8 - 20	128
TIMBERS			
4 x 4 (3-11/16 x 3-11/16)	Appearance Grade RGH	8 - 16	78
4 x 6 (4 x 6)	Appearance Grade RGH	8 - 20	48
4 x 8 (4 x 8)	Appearance Grade RGH	8 - 20	36
4 x 10 (4 x 10)	Appearance Grade RGH	8 - 20	30
4 x 12 (4 x 12)	Appearance Grade RGH	8 - 20	24
6 x 6 (6 x 6)	Appearance Grade RGH	8 - 16	32
6 x 8 (6 x 8)	Appearance Grade RGH	8 - 20	24
6 x 10 (6 x 10)	Appearance Grade RGH	8 - 20	20
6 x 12 (6 x 12)	Appearance Grade RGH	8 - 20	16
8 x 8 (8 x 8)	Appearance Grade RGH	8 - 20	18
8 x 12 (8 x 12)	Appearance Grade RGH	8 - 20	12
10 x 10 (10 x 10)	Appearance Grade RGH	8 - 20	10
12 x 12 (12 x 12)	Appearance Grade RGH	8 - 20	8
4 x 4 (3-1/2 x 3-1/2)	Appearance Grade S4S	8 - 16	91
6 x 6 (5-1/2 x 5-1/2)	Appearance Grade S4S	8 - 16	32
OKOUME RS			
11/32 x 4 x 8	Okoume 11/32 R/S S/E N/G Siding CLEAR	8	88

We offer Custom Milling!

MoistureShield®

InstaDeck®



Introducing **MoistureShield InstaDeck® Outdoor Flooring System**

MoistureShield's InstaDeck® is a user-friendly outdoor flooring system for creating ground-level, freestanding decks. Compatible with all MoistureShield decking lines, it allows for screw-free installation with an integrated fastening system. Ideal for homeowners seeking a quick and cost-effective way to upgrade their outdoor space.

2' x 2' InstaDeck (set of 4)
Actual dimensions 22.55" x 22.55"



- Create any size deck using locking tile foundation
- Minimal tools required for easy installation
- Compatible with 60mm (2³/₈") pavers to combine decking and hardscape
- Assemble on any flat surface: grass, concrete, existing patio surfaces and gravel
- Tiles can be offset around obstacles and existing hardscape or concrete
- Made in the USA with Limited Lifetime Warranty

InstaDeck can be installed in straight runs or in an interlocking pattern



INSTADECK OUTDOOR FLOORING SYSTEM

How big is your space?		What you will need.				
Deck Size L x W	Square Footage Area	# of InstaDeck Packs	Total # of InstaDeck Tiles	Deck Boards	Anchor *	Anchor**
7.66' x 7.66'	59'	4	16	(8) 16'	32	64
11.5' x 11.5'	132'	9	36	(24) 12'	72	144
15.33' x 15.33'	235'	16	64	(32) 16'	128	256

*If installing on concrete
**If installing on soil

MoistureShield®


Composite Decking




Live outside the ordinary.

MoistureShield® offers the only wood composite deck board that can be installed in the ground, on the ground and underwater. Every MoistureShield® deck board is equipped with an impermeable barrier that fights against damage from moisture, rot, insects, and other harmful elements — all day, every day.


VISION COLLECTION




MERIDIAN COLLECTION



ELEVATE COLLECTION



SIZE	GROOVED	SOLID	UNIT SIZE
VISION			
<i>Colors Available: Sandstone, Smokey Gray & Spanish Leather</i>			
5/4 x 6 x 12	x		48
5/4 x 6 x 16	x		48
5/4 x 6 x 20	x	x	48
1 x 12 x 12 Fascia		x	48
VISION COOL DECK			
<i>Colors Available: Mochaccino, Cathedral Stone & Cold Brew</i>			
5/4 x 6 x 12	x	x	48
5/4 x 6 x 16	x	x	48
5/4 x 6 x 20	x	x	48
1 x 12 x 12 Fascia		x	48
MERIDIAN			
<i>Colors Available: Mariner</i>			
5/4 x 6 x 12	x		48
5/4 x 6 x 16	x		48
5/4 x 6 x 20	x	x	48
1 x 12 x 12 Fascia		x	48
MERIDIAN COOL DECK			
<i>Colors Available: Catalina, Citadel & Shoreside</i>			
5/4 x 6 x 12	x	x	48
5/4 x 6 x 16	x	x	48
5/4 x 6 x 20	x	x	48
1 x 12 x 12 Fascia		x	48
ELEVATE			
<i>Colors Available: Riverbank, Alpine Gray, Canoe & Lake Fog</i>			
5/4 x 6 x 12	x		48
5/4 x 6 x 16	x		48
5/4 x 6 x 20	x	x	48
1 x 12 x 12 Fascia		x	48



Reduce lateral movement and add stability to your decking projects.

Get the most seamless installation possible with MoistureShield's exclusive hidden deck fastening system — Beautiful, durable and backed by a limited lifetime warranty against loose deck boards.

BXC#	DESCRIPTION	PCS/UNIT
ACCESSORIES		
286942	Moisture Shield Steel - Wood Frame	250 Sq Ft
271129	Moisture Shield Steel - Wood Frame	50 Sq Ft
286942	Moisture Shield Steel - Wood Frame (Gun)	250 Sq Ft
351298	Aegis Clip - Wood Frame	250 Sq Ft
783634	Aegis Clip - Wood Frame	50 SQ Ft
271476	Starter Clip - Carbon Steel	25 pcs
286643	Finish Clip - Carbon Steel	25 pcs
388662	Moistureshield Joist Tape	2 x 65
232015	Moistureshield Joist Tape	4 x 65
989815	Moistureshield Joist Tape	6 x 65

BXC#	STARBORN DESCRIPTION	MS DECKING COLOR MATCH	PCS/UIIT
STARBORN - CAP-TOR XD EPX COLOR-MATCHED SCREWS (100SF/BX) – #10 2¾"			
286942	WARM GRAY 54	Catalina & Sandstone	350CT
271129	SAND 64	Mochaccino	350CT
286942	JAVA 73	Cold Brew, Mariner	350CT
351298	GRAY 37	Alpine Gray, Cathedral Stone, Citadel & Lake Fog	350CT
783634	DARK GRAY 53	Smokey Gray	350CT
271476	CHOCOLATE 71	Riverbank & Spanish Leather	350CT
286643	BUCKSKIN 63	Shoreside	350CT
388662	BROWN 34	Canoe	350CT
STARBORN - PROPLUG SYSTEM (350 SCREWS /375 PLUGS / TOOL & BIT) – #10 2¾"			
270747	PRO PLUG/MS EPX S/P CATALINA 100 SF		
372166	PRO PLUG/MS EPX S/P SHORESIDE 100SF		
811895	PRO PLUG/MS EPX S/P CITADEL 100SF		
759063	PRO PLUG/MS EPX S/P MARINER 100SF		
287901	PRO PLUG/MS EPX S/P CATHEDRAL STONE 100SF		
785888	PRO PLUG/MS EPX S/P COLD BREW 100SF		
287933	PRO PLUG/MS EPX S/P MOCHACCINO 100SF		
Starborn Pro Plug Fascia Screws #10 x 1-7/8" (100 ct) stocked in Catalina, Shoreside, Citadel, Mariner, Cathedral Stone, Cold Brew and Mochaccino. Pro Plug Fascia Tool sold separately.			



Aegis Clip



Starter Clip



Screws



Cap-Tor XD



Joist Tape

Compass™ Aluminum Railing

Railing and Accessories by MoistureShield®



Live outside the ordinary.

MoistureShield's Compass Series aluminum deck railing system adds a contemporary edge to any deck design with rustproof construction and modern lines for any outdoor setting. Featuring ProLock™ strips and a powder coating rated three times the industry standard. Compass Series aluminum railing offers secure connections and durability for sophisticated strength.

Features:

- Strong and durable - will not rust
- Pre-assembled panels are true to length
- 2 top rail options - Cambridge for a contoured profile and classic for an architectural style flat profile
- Top and bottom rail end caps conceal cuts for a clean & polished look ProLock™ strips create a secure screwless connection to 3/4" baluster
- Powdercoat rated at more than 3X industry standard
- Concealed brackets offer a clean & polished look
- Code compliant for safety and security
- Limited Lifetime Warranty

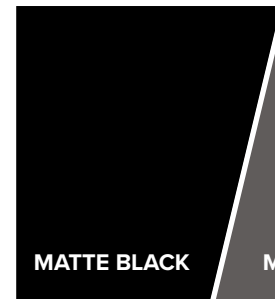
Top Rail Options



Cambridge



Classic



MATTE BLACK



MATTE BRONZE

Options (available in 36" & 42" heights)


Pre-Assembled Panels




3/4" Square Balusters



1/8" Cable Infill









Deck Board Adapter



2-3 Rail Adapter

Compass™ Aluminum Railing

Top Rail Cover, Square Baluster Kits & Adapters/Brackets

PHOTO	ITEM	BLACK	BRONZE
TOP RAIL COVERS			
	6' - Classic Top Rail Cover	73054997	73053463
	8' - Classic Top Rail Cover	73054998	73053464
	6' - Cambridge Top Rail Cover	73054995	73054999
	8' - Cambridge Top Rail Cover	73054996	73053462
PRE-ASSEMBLED RAIL KITS WITH 3/4" BALUSTERS			
PHOTO	LEVEL RAILS	BLACK	BRONZE
	6' x 36"	73054979	73054983
	6' x 42"	73054981	73054985
	8' x 36"	73054980	73054984
	8' x 42"	73054982	73054986
PHOTO	STAIR RAILS	BLACK	BRONZE
	6' x 36"	73054987	73054991
	6' x 42"	73054989	73054993
	8' x 36"	73054988	73054992
	8' x 42"	73054990	73054994
ADAPTERS & BRACKETS			
PHOTO	ITEM	BLACK	BRONZE
	6' Deck Board Adapter	73053465	73053467
	8' Deck Board Adapter	73053466	73053468
	6' 2-3 Rail Adapter	73050438	73050442
	8' 2-3 Rail Adapter	73050439	73050443
	2-3 Rail Adapter Bracket Kit	73050444	73050445
	2-3 Rail Adapter Level Angle Bracket Kit	73050447	73050448
	Line Bracket Kit - Classic Profile	73053989	73054014
	Stair Bracket Kit - Classic Profile	73053993	73054076
	Level Angle Bracket Kit - Classic Profile	73054013	73054077
	Line Bracket Kit - Cambridge Profile	73054084	73054213
	Stair Bracket Kit - Cambridge Profile	73054085	73054214
	Level Angle Bracket Kit - Cambridge Profile	73054089	73054215




Compass™ Aluminum Railing

Post, Post Tools, Gate Kits & Tools

2.5" POST OPTIONS

ITEM	BLACK	BRONZE	 <p>2.5" x 2.5" Post with Trim</p>  <p>2.5" Post Extension</p>
39" Post with Trim	73053469	73053473	
45" Post with Trim	73053470	73053474	
45" HD Post with Trim	73053471	73053905	
60" HD Post with Trim	73053472	73053906	
2.5" Post Extension	73050520	73050522	


2.5" POST CAPS OPTIONS

ITEM	BLACK	BRONZE
Solar Post Top Down Light	73044935	73044953
Solar Post Top	73044954	73044941
Contemp LED Post Top	73021947	73021948
  		
Solar Post Top Down Light		
Solar Post Top		
Contemporary LED Post Top		


FASCIA MOUNT 2.5" POST & BRACKETS

ITEM	BLACK	BRONZE
Fascia Mount Mid-Bracket	73045488	73045490
Fascia Mount Outer Corner Bracket	73045491	73045493
Fascia Mount Inner Corner Bracket	73045494	73045496
45" Blank Fascia Mount 2.5" Post	73045503	73045505
52" HD Blank Fascia Mount 2.5" Post	73045500	73045502
Fascia Juliette Bracket Kit	73045497	73045499
Juliette /Fascia Mount Spacer	73050297	


4.25" POST & ACCESSORIES

PHOTO	ITEM	BLACK	BRONZE	ITEM	BLACK	BRONZE
	39" Post Sleeve	73053988	73053549	Post Trim	73053554	73053556
	45" Post Sleeve	73053550	73053551	Post Top	73053557	73053558
	108" Post Sleeve	73053552	73053553	Post Mount with Trim	73053559	73053560
				Wired LED Post Cap	73050523	73050525
				Solar LED Post Cap	73050526	73050528

GATE KITS - REQUIRES SEPARATE RAIL SECTION TO CUT DOWN TO DESIRED LENGTH

PHOTO	ITEM	BLACK	BRONZE
	36" Height Gate Kit	73053561	73053562
	42" Height Gate Kit	73053563	73053564



TOOLS & ACCESSORIES

ITEM	BLACK	BRONZE
Aerosol Can (12 oz)	73044481	73044482
Bottle & Brush (1/2 fl oz)	73044483	73044484
	BracketPro™ Installation Jig	73053555 Easily locates holes on posts to install brackets and provides level railing without having to measure or center brackets manually. For use with 2", 2 1/2" and 4 1/4" posts.

Compass™ Aluminum Railing


Cable Rail Components

CABLE BEAM KIT - CABLE INFILL, COMPONENTS & TOP RAIL SOLD SEPARATE

PHOTO	LEVEL RAILS	BLACK	BRONZE
			6' x 36" Level Cable Beam Kit
	6' x 42" Level Cable Beam Kit	73055215	73055216
	8' x 36" Level Cable Beam Kit	73055213	73055214
	8' x 42" Level Cable Beam Kit	73055217	73055218
PHOTO	STAIR RAILS	BLACK	BRONZE
			6' Stair Cable Beam Kit
	8' Stair Cable Beam Kit	73055221	73055222

Stair beam kits can accommodate both 36" and 42" finished heights. See product instructions for details. Cable components and Top Rail sold separately.

STAINLESS STEEL CABLE RAIL COMPONENTS

PHOTO	ITEM	10FT CABLE WITH FITTING	20FT CABLE WITH FITTING	30FT CABLE WITH FITTING	50FT CABLE WITH FITTING	70FT CABLE WITH FITTING
	Cable with Fitting	73042960	73042961	73042962	73042963	73050296

For a finished rail height of 36", 10 packages of cable with fitting will be needed. For a finished rail height of 42", 12 packages of cable with fitting will be needed.

CABLE RAIL TOOLS

ITEM	SKU #	ITEM	SKU #
Level Lacing Needle	73050056	Cable Release Key	73025484
Corner Lacing Needle	73050057	EZ Clean Cable Cleaner	73040274
Cable Gripper Tool	73050244		

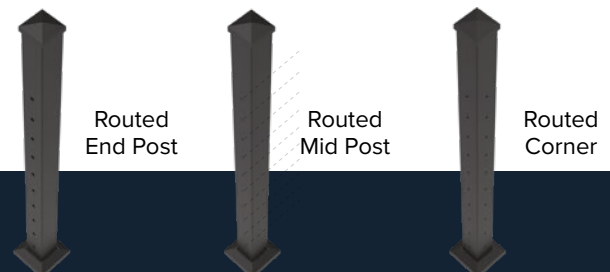
2.5" ROUTED CABLE POST

ITEM	BLACK	BRONZE	ITEM	BLACK	BRONZE
	39" HD End Post with Trim	73042976		73042978	39" HD Top Stair Post with Trim
39" Mid Post with Trim	73042982	73042984	42" HD Mid Stair Post with Trim	73050044	73050046
39" Corner Post with Trim	73042994	73042996	42" HD Bottom Stair Post with Trim	73045615	73045617
45" HD End Post with Trim	73042979	73042981	45" HD Top Stair Post with Trim	73050041	73050043
45" Mid Post with Trim	73042985	73042987	48" HD Mid Stair Post with Trim	73050047	73050049
45" Corner Post with Trim	73042997	73042999	48" HD Bottom Stair Post with Trim	73045618	73045620
52" HD Fascia End Post w\ Trim	73045621	73045623	52" HD Top Stair Post with Trim	73050050	73050052
52" Fascia Mid Post with Trim	73045627	73045629	55" HD Mid Stair Post with Trim	73050053	73050055
52" HD Fascia Corner Post w\ Trim	73045624	73045626	55" HD Bottom Stair Post with Trim	73050077	73050080

42" stair posts are designed to work with 39" top stair posts.
48" stair posts are designed to work with 45" top stair and level posts.
52" and 55" posts are for 42" fascia applications only.

Use End, Mid and Corner posts for level applications.
End posts have routed holes through post to anchor fitting at an end run of cable.
Stair and fascia posts are also available.

Maximum of 2 corners and or 40' per corner post setup.



Vinyl Siding

Traditional, Dutch Lap, Soffit & Accessories



GP Georgia-Pacific
Vinyl Siding & Accessories

VINYL SIDING | GP® VISIONPRO® IN CLAY


Georgia-Pacific® Vinyl Siding and Accessories

Georgia-Pacific Vinyl Siding provides unsurpassed durability and beauty. Quick to install, naturally resistant to moisture, and virtually maintenance free.

In-Stock Special Order Not Available



D5 Traditional or Dutch Lap



Skirting Center Vent



Skirting Top/Front Rail




Vented or Solid Soffit

MFG #	DESCRIPTION	ALMOND	BLACK	CLAY	CREAM	FLINT	GRAY	MIST	MUSKET BRN	PEARL	TAN	WHITE	LENGTH	THICKNESS	PCS/BOX
SOFFIT															
150	T-4 Solid Soffit	x		x			x				x	x	12'	.035	16
151	T-4 Full-Vent Basketweave	x		x							x	x	12'	.035	16
152	T-4 Center-Vent Basketweave											x	12'	.035	16
140	D-5 Premium Solid Soffit	x		x						x		x	12'	.044	20
141	D-5 Premium Perforated									x		x	12'	.044	20
157	Beaded Solid Soffit											x	12'	.040	28
158	Beaded Hidden Vent Soffit											x	12'	.040	28
230	T-4 Premium Solid Soffit		x									x	12'	.038	16
232	T-4 Prem Full-Vent Punched Holes		x					x				x	12'	.038	16
2309216	T-4 Pro Grayback Solid Soffit											x	12'	.038	16
2329216	T-4 Pro Grayback Full Vent											x	12'	.038	16
1449216	D-5 Pro Grayback Solid Soffit											x	12'	.038	20
1459216	D-5 Pro Grayback Full Vent											x	12'	.038	20
TRIM COIL															
SPG24T04	24 x 50 Trim Coil PVC Textured			x			x	x	x	x	x	x	-	.019	1
SPG2404	24 x 50 Trim Coil Smooth		x									x	-	.019	1
TRIM NAILS															
36715	1-1/4" Smooth Trim Nails (25) 1lb ctns	x	x	x	x	x	x	x	x	x	x	x	1-1/4"	.019	1lb

Let us make your next project a pleasure!
 Call your Blue Crew today – 770.953.7575


MFG #	DESCRIPTION	ALMOND	BAYOU	BEIGE	BLUE	CLAY	COASTAL BLUE	CREAM	CYPRESS	FLINT	GRAY	MIST	OLIVE	PEARL	PEWTER	SAGEBROOK	SHADOW	TAN	THISTLE	WHITE	LENGTH	THICKNESS	PCS/BOX
VINYL SIDING																							
125	Vision Pro D4 - Traditional										x			x					x	x	12' 6"	.040	24
135	Vision Pro D5 - Traditional	x			x			x		x	x			x					x	x	12'	.040	20
129	Vision Pro D4 - Dutch Lap	x				x		x			x									x	12' 6"	.040	24
139	Vision Pro D5 - Dutch Lap	x		x	x	x		x	x	x	x	x	x	x					x	x	12'	.040	20
110	Parkside D4.5 - Dutch Lap					x															12' 1"	.038	22
105	Forest Ridge D4 - Traditional																				12' 6"	.042	24
116	Forest Ridge D5 - Traditional																				12'	.042	20
109	Shadow Ridge D4 - Dutch Lap																				12' 6"	.042	24
119	Shadow Ridge D5 - Dutch Lap														x	x					12'	.042	20
284	Compass D4 - Traditional																				12' 6"	.044	24
285	Compass D4.5 - Dutch Lap		x				x	x													12' 1"	.044	22
199	Board & Batten 7																			x	10'	.048	17
ACCESSORIES																							
303	2-1/2" Sturdy Vinyl Starter Strip																				x	10'	50
383	8" Fascia																			x	x	12' 6"	24
336	1/2" J-Channel				x															x	x	12' 6"	40
36585	5/8" J-Channel	x		x	x			x	x	x	x	x	x	x	x	x	x	x	x	x	x	12' 6"	40
40026	5/8" J-Channel Extended Face	x	x																	x	x	12' 6"	40
40029	3/4" J-Channel Wide Flange																			x	x	12' 6"	20
40028	Finish Trim / Undersill					x		x		x	x								x	x	x	12' 6"	40
330	5/8" H-Mold																			x	x	12' 6"	24
339	1/2" F-Trim					x														x	x	12' 6"	40
40022	3" x 3/4" Outside Corner	x		x	x	x		x	x	x	x		x						x	x	x	10'	10
40020	4" x 3/4" Outside Corner	x	x				x	x			x	x		x	x	x				x	x	10'	10
364	3/4" Inside Corner	x	x	x		x	x	x	x	x	x	x	x	x	x	x	x	x	x	x	x	10'	10
432	Skirting - Center Vent 16 Exposure																			x	x	8'	18
462	Top Front Rail																			x	x	8'	40
461	Top Back Rail																			x	x	8'	40
463	Bottom Rail																				x	8'	40



Starter Strip



Undersill



Outside Corner



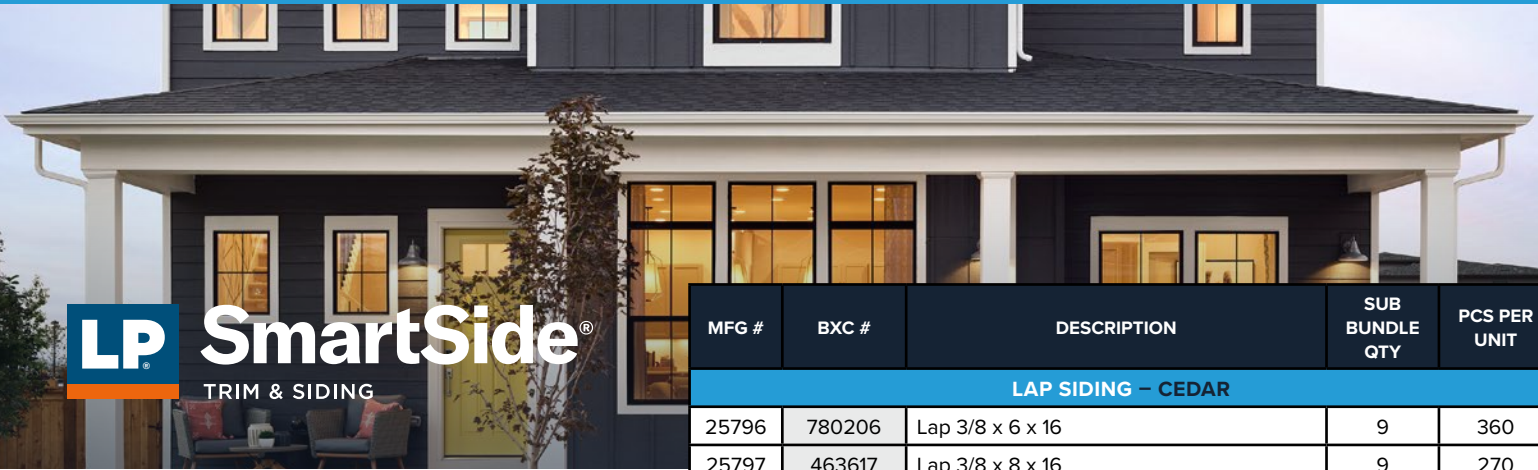
Inside Corner



J-Channel

Engineered Wood Siding

Cedar Lap, Shakes, Panels, Soffit & Trim



LP SmartSide®
TRIM & SIDING

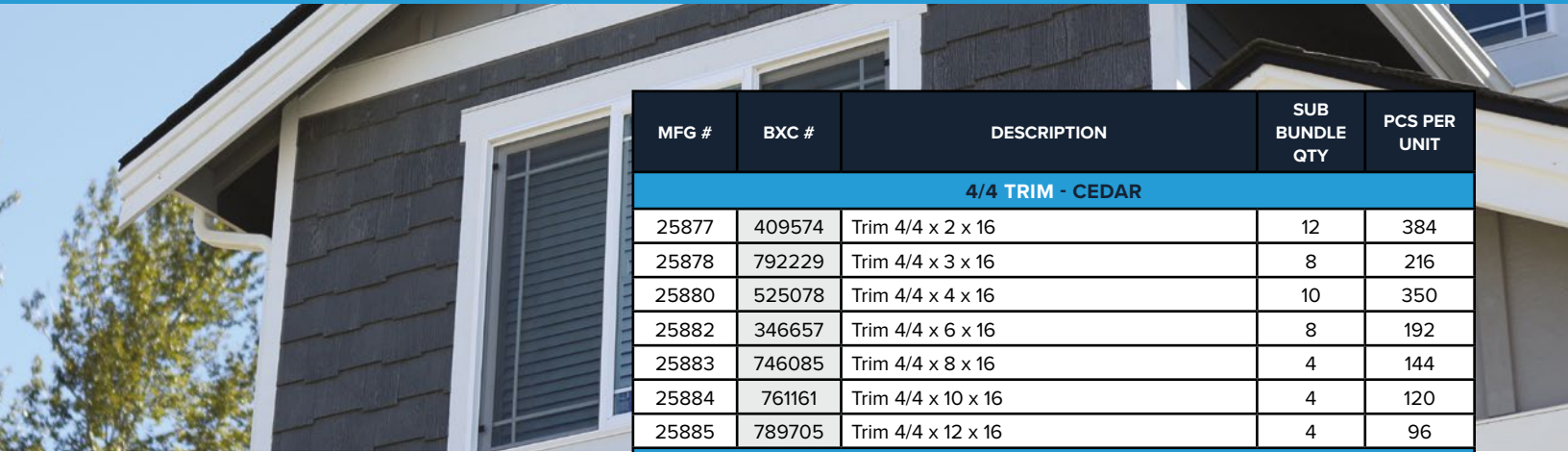
LP SmartSide® Trim and Siding Engineered for Sustainability & Advanced Durability

With over 20 years of exceptional performance as a full home siding solution, it's easy to see why so many remodelers, builders and building professionals choose the #1 brand of engineered wood siding. LP® SmartSide® Trim & Siding has refined durability, workability and longer-lasting curb appeal.

- Engineered wood technology offers superior protection against the elements
- 16' length – Faster installation and less waste
- Fewer Seams – Cleaner, more elegant look
- Factory pre-primed
- 5/50-year limited warranty

MFG #	BXC #	DESCRIPTION	SUB BUNDLE QTY	PCS PER UNIT
LAP SIDING – CEDAR				
25796	780206	Lap 3/8 x 6 x 16	9	360
25797	463617	Lap 3/8 x 8 x 16	9	270
25799	764030	Lap 3/8 x 12 x 16	5	180
LAP SIDING – SMOOTH				
45989	406860	Lap 3/8 x 6 x 16	9	360
45990	928443	Lap 3/8 x 8 x 16	9	270
45991	122358	Lap 3/8 x 12 x 16	5	180
* Lap Siding Coverage: 6" lap: 15.5pc/sqr @ 4-7/8" exposure; 8" lap: 11pc/sqr @ 6-7/8" exposure; 12" lap: 7pc/sqr @ 10-7/8" exposure				
3/8" SHAKES – CEDAR				
42092	744768	Shake 12 x 4	10	400
* Shake coverage @ 10" exposure: 31pc/sqr – Reversible - Straight/Staggered				
PANELS - 8" OC CEDAR				
25840	380265	8 OC Panel 3/8 x 4 x 8	n/a	90
25843	794273	8 OC Panel 3/8 x 4 x 9	n/a	90
25845	305861	8 OC Panel 3/8 x 4 x 12	n/a	90
PANELS - NO GROOVE CEDAR				
25825	706585	NGSL Panel 3/8 x 4 x 10	n/a	90
25856	510548	NGSL Panel 7/16 x 4 x 8	n/a	80
25857	409036	NGSL Panel 7/16 x 4 x 9	n/a	80
25858	709286	NGSL Panel 7/16 x 4 x 10	n/a	80
PANELS - SMOOTH				
46007	495475	NGSE Panel 3/8 x 16 x 16 Vertical Siding		135
46008	732586	NGSE Panel 3/8 x 4 x 8		45
3/8" SOFFIT - CEDAR				
25799	764030	Lap 3/8 x 12 x 16 (Solid)	5	180
40503	502463	NGSE Panel 3/8 x 16 x 16 (Solid)	5	135
25813	753258	Soffit Solid 3/8 x 4 x 8	n/a	90
25822	745636	Soffit Vented 3/8 x 12 x 16	5	180
25823	426351	Soffit Vented 3/8 x 16 x 16	5	135
25824	619526	Soffit Vented 3/8 x 24 x 16	5	90





MFG #	BXC #	DESCRIPTION	SUB BUNDLE QTY	PCS PER UNIT
4/4 TRIM - CEDAR				
25877	409574	Trim 4/4 x 2 x 16	12	384
25878	792229	Trim 4/4 x 3 x 16	8	216
25880	525078	Trim 4/4 x 4 x 16	10	350
25882	346657	Trim 4/4 x 6 x 16	8	192
25883	746085	Trim 4/4 x 8 x 16	4	144
25884	761161	Trim 4/4 x 10 x 16	4	120
25885	789705	Trim 4/4 x 12 x 16	4	96
4/4 TRIM - SMOOTH				
694861	46012	Trim 4/4 x 2 x 16	12	384
233707	45999	Trim 4/4 x 3 x 16	8	216
909287	46000	Trim 4/4 x 4 x 16	10	350
641331	46001	Trim 4/4 x 6 x 16	8	192
587827	46002	Trim 4/4 x 8 x 16	4	144
713953	46003	Trim 4/4 x 10 x 16	4	120
171624	46004	Trim 4/4 x 12 x 16	4	96
5/4 TRIM - CEDAR				
25888	478600	Trim 5/4 x 4 x 16	6	252
25890	503445	Trim 5/4 x 6 x 16	6	144
25891	336720	Trim 5/4 x 8 x 16	3	108
25892	750904	Trim 5/4 x 10 x 16	3	90
25893	432992	Trim 5/4 x 12 x 16	3	72
5/4 TRIM - SMOOTH				
41342	178855	Trim 5/4 x 4 x 16	6	252
41343	322355	Trim 5/4 x 6 x 16	6	144
41344	560496	Trim 5/4 x 8 x 16	3	108
41345	479742	Trim 5/4 x 10 x 16	3	90
41494	562194	Trim 5/4 x 12 x 16	3	72
3/8" SOFFIT - CEDAR				
25799	764030	Lap 3/8 x 12 x 16 (Solid)	5	180
40503	502463	NGSE Panel 3/8 x 16 x 16 (Solid)	5	135
25813	753258	Soffit Solid 3/8 x 4 x 8	n/a	90
25822	745636	Soffit Vented 3/8 x 12 x 16	5	180
25823	426351	Soffit Vented 3/8 x 16 x 16	5	135
25824	619526	Soffit Vented 3/8 x 24 x 16	5	90
3/8" SOFFIT - SMOOTH				
46005	440484	Soffit Solid CTS 3/8 x 12 x 16	5	180
46006	672112	Soffit Solid CTS 3/8 x 16 x 16	5	135
46009	755014	Soffit Solid CTS 3/8 x 24 x 16	5	90




Cedar Texture Lap Siding



Cedar Texture Shakes



Cedar Texture Panel Grooved



Cedar Texture Panel No Groove



Soffit



Trim

* Half and Full Truckloads are available at Reduced Pricing: Please Inquire

Shutters

Standard, Louvered, and Board & Batten



Ply Gem® Shutters

Give your home a classic wood-grain charm without cracking, splitting and peeling. Quick and easy to install & virtually maintenance-free, shutters instantly add a finished feel to your home's exterior.

Ply Gem's shutters come in standard heights/widths as well as special order sizes to fit virtually any window. An array of popular colors let you coordinate with your siding to create the look you want.

All products are shipped direct to you from the manufacturer!

Also Available to Order:

- Arch-Top Shutter
- Custom Size Shutters
- Shutter Accessories
- Mounting Blocks
- Utility Vents
- Gable Vents
- Window & Door Surrounds




Standard Raised Panel Shutters



Standard Open Louver Shutters



Standard Closed Board & Batten Shutters



Standard Open Board & Batten Shutters

LENGTH	12" WIDE	15" WIDE
STANDARD RAISED PANEL SHUTTERS		
27	x	
31	x	x
35	x	x
39	x	x
43	x	x
47	x	x
51	x	x
55	x	x
59	x	x
63	x	x
67	x	x
71	x	x
75		x
81		x
STANDARD OPEN LOUVER SHUTTERS		
25		x
31		x
35		x
39		x
43		x
47		x
51		x
55	x	x
59	x	x
63		x
67		x
71		x
75		x
81		x

LENGTH	12" WIDE	15" WIDE
STANDARD CLOSED BOARD & BATTEN SHUTTERS		
31	x	x
35	x	x
39	x	x
43	x	x
47	x	x
51	x	x
55	x	x
59	x	x
63	x	x
67	x	x
71	x	x
75	x	x
81	x	x
STANDARD OPEN BOARD & BATTEN SHUTTERS		
31	x	x
35	x	x
39	x	x
43	x	x
47	x	x
51	x	x
55	x	x
59	x	x
63	x	x
67	x	x
71	x	x
75	x	x
81	x	x



Fiber Cement


Lap, Panel, Shakes, Soffit & Trim



Allura® Fiber Cement

When it comes to the natural look you want with none of the hassles, Allura fiber cement products are all you need.

- Durable, engineered to endure harsh weather and high-wind climates
- Noncombustible, Class A fire rating
- Superior aesthetics
- Factory pre-primed
- Distinctive, more realistic textures
- 30-year limited warranty



Lap Siding | Smooth




Lap Siding | Cedar




Panel Siding | Smooth




Panel Siding | Cedar



Shake | Straight Edge



Shake | Staggered Edge



Soffit | Vented



Soffit | Solid



Allura Trim | Reversible
Smooth/Cedar

BXC #	DESCRIPTION	SIZE	PC/ UNIT
LAP SIDING			
198618	Smooth Lap Siding	5/16 x 6-1/4 x 144	308
198912	Smooth Lap Siding	5/16 x 8-1/4 x 144	230
489384	Terra Plank Cedar Lap Siding	5/16 x 8-1/4 x 144	230
197925	Traditional Cedar Lap Siding	5/16 x 8-1/4 x 144	230
PANEL SIDING			
151222	Smooth Panel	5/16 x 4 x 8	50
153082	Smooth Panel	5/16 x 4 x 9	50
153352	Smooth Panel	5/16 x 4 x 10	50
151222	Traditional Cedar Panel	5/16 x 4 x 8	50
153082	Traditional Cedar Panel	5/16 x 4 x 9	50
153352	Traditional Cedar Panel	5/16 x 4 x 10	50
SHAKES			
344223	Multishake Staggered Edge	1/4 x 16 x 48	300
SOFFIT			
199771	Non-Vented Smooth Soffit	1/4 x 12 x 12	240
199807	Non-Vented Smooth Soffit	1/4 x 16 x 12	180
199832	Non-Vented Smooth Soffit	1/4 x 24 x 12	94
200345	Vented Smooth Soffit	1/4 x 12 x 12	240
200373	Vented Smooth Soffit	1/4 x 16 x 12	180
200502	Vented Smooth Soffit	1/4 x 24 x 12	94
ALLURA TRIM			
741922	Allura Reversible Trim	4/4 x 2 x 12 (3/4)	506
146182	Allura Reversible Trim	4/4 x 3 x 12 (3/4)	352
717060	Allura Reversible Trim	4/4 x 4 x 12 (3/4)	250
717061	Allura Reversible Trim	4/4 x 6 x 12 (3/4)	161
717062	Allura Reversible Trim	4/4 x 8 x 12 (3/4)	115
718379	Allura Reversible Trim	4/4 x 10 x 12 (3/4)	96
723191	Allura Reversible Trim	4/4 x 12 x 12 (3/4)	78
717063	Allura Reversible Trim	5/4 x 4 x 12 (1)	190
717064	Allura Reversible Trim	5/4 x 6 x 12 (1)	119
723189	Allura Reversible Trim	5/4 x 8 x 12 (1)	90
723187	Allura Reversible Trim	5/4 x 10 x 12 (1)	68
723188	Allura Reversible Trim	5/4 x 12 x 12 (1)	57

PrimeLinx®

Pattern Stock, Shadow Gap® & Trim Boards



PrimeLinx®
PRIMED PRODUCTS

Real wood, only BETTER.

- Real Wood
- Primed and Ready to Paint
- Industry Leading Finish
- Ideal for Multiple Applications

BXC #	SIZE	DESCRIPTION	PCS/BDL
SHADOW® GAP/V-JOINT T&G PRIMED			
380554	1 x 6 x 16	PrimeLinx® Shadow Gap™ V Joint Primed S4S (19/32 x 5-3/8)	176
409559	1 x 8 x 16	PrimeLinx® Shadow Gap™ V Joint Primed S4S (19/32 x 7-3/8)	132
SHADOW GAP® SHIPLAP PRIMED			
163851	1 x 6 x 16	PrimeLinx® Shadow Gap™ Primed S4S (19/32 x 5-3/8)	176
163763	1 x 8 x 12	PrimeLinx® Shadow Gap™ Primed S4S (19/32 x 7-3/8)	96
163866	1 x 8 x 16	PrimeLinx® Shadow Gap™ Primed S4S (19/32 x 7-3/8)	132
163565	1 x 10 x 16	PrimeLinx® Shadow Gap™ Primed S4S (19/32 x 9-3/8)	132
21/32" TRIMBOARD			
240161	1 x 2 x 16	PrimeLinx® Trim Boards S3S (21/32 x 1-1/2)	560
240263	1 x 4 x 16	PrimeLinx® Trim Boards S3S (21/32 x 3-1/2)	240
283118	1 x 4 x 17	PrimeLinx® Trim Boards S3S (21/32 x 3-1/2)	228
240329	1 x 6 x 16	PrimeLinx® Trim Boards S3S (21/32 x 5-1/2)	147
240379	1 x 8 x 16	PrimeLinx® Trim Boards S3S (21/32 x 7-1/4)	114
240404	1 x 10 x 16	PrimeLinx® Trim Boards S3S (21/32 x 9-1/4)	84
240518	1 x 12 x 16	PrimeLinx® Trim Boards S3S (21/32 x 11-1/4)	76
23/32" TRIMBOARD			
146547	1 x 4 x 16	PrimeLinx® Trim Boards S3S (23/32 x 3-1/2)	216
210620	1 x 4 x 17	PrimeLinx® Trim Boards S3S (23/32 x 3-1/2)	216
146644	1 x 6 x 16	PrimeLinx® Trim Boards S3S (23/32 x 5-1/2)	133
146759	1 x 8 x 16	PrimeLinx® Trim Boards S3S (23/32 x 7-1/4)	108
146843	1 x 10 x 16	PrimeLinx® Trim Boards S3S (23/32 x 9-1/4)	76
146991	1 x 12 x 16	PrimeLinx® Trim Boards S3S (23/32 x 11-1/4)	68



Pattern Stock




Shadow Gap®



Trim Boards

Moulding & Millwork

Baseboard, Crown, Stops, Casing, Legs, Jambs & More



Effortlessly Add Character and Sophistication to Your Surroundings.

Transform your spaces with style using our meticulously crafted selection of moulding and millwork products, adding depth, character, and sophistication to every corner. Discover the magic of expertly crafted details that elevate your designs while benefiting from the cost-effective elegance that moulding and millwork deliver to your projects.




BXC #	DESCRIPTION	SPECIES
CROWN MOULD		
102102	60 CROWN PINE 9/16 x 1-3/4	CLEAR PINE
127100	49 CROWN PINE 9/16 x 3-5/8	CLEAR PINE
154315	52 CROWN PINE 9/16 x 2-3/4	CLEAR PINE
135825	52 CROWN FJ PINE 9/16 x 2-3/4	RAW FJ PINE
165553	47 CROWN FJ PINE 9/16 x 4-5/8	RAW FJ PINE
586932	49 COL CROWN FJ PINE 9/16 x 3-5/8	RAW FJ PINE
114288	45 CROWN FJ PINE 9/16 x 5-1/4	RAW FJ PINE
107232	49 CROWN PRMD FJ PINE 9/16 x 3-5/8	PRIMED FJ PINE
230285	514 CROWN PRMD FJ PINE 11/16 x 5-1/4	PRIMED FJ PINE
284205	52 CROWN PRMD FJ PINE 9/16 x 2-3/4	PRIMED FJ PINE
472900	45 CROWN PRMD FJ PINE 9/16 x 5-1/4	PRIMED FJ PINE
187142	47 CROWN PRMD FJ PINE 9/16 x 4-5/8	PRIMED FJ PINE
692922	148 CROWN PRMD FJ PINE 11/16 x 5-5/8	PRIMED FJ PINE
165450	541 CROWN PRMD MDF 11/16 x 7 x 16	PRIMED MDF
165476	41 CROWN PRMD MDF 25MM x 6-5/16 x 16	PRIMED MDF
199388	HWC 7 CROWN PRMD MDF 17MM x 7 x 16	PRIMED MDF
199671	514 CROWN PRMD MDF 15MM x 5-1/4	PRIMED MDF
271087	519 COVE CROWN PRMD MDF 17MM x 4-1/4 x 16	PRIMED MDF
273012	2153 COVE CROWN PRMD MDF 19MM x 5-1/4 x 16	PRIMED MDF
272838	505 CROWN PRMD MDF 25MM x 7 x 16	PRIMED MDF
271087	519 CROWN COVE 17MM x 4-1/4 x 16	PRIMED MDF
670730	49 CROWN PRMD MDF 9/16 x 3-5/8	PRIMED MDF
146401	47 CROWN PRMD MDF 9/16 x 4-5/8 x 16	PRIMED MDF
697172	545 CROWN PRMD MDF 9/16 x 5-1/4 -16	PRIMED MDF
116401	47 CROWN PVC 11/16 x 4-5/8 x 16 PROLINE PLUS	PVC
116312	49 CROWN PVC 9/16 x 3-5/8 x 16 PROLINE PLUS	PVC
116401	47 CROWN PVC 11/16 x 4-5/8 x 16 PROLINE PLUS	PVC
221240	RAMS CROWN PVC 1-13/32 x 2 x 16 PROLINE PLUS	PVC

BXC #	DESCRIPTION	SPECIES
APRON		
728680	11 APRON PRIMED PINE 11/16 x 2-1/2	PRIMED FJ PINE
BACK BAND		
271099	281 BACK BAND FJ PINE 1-5/16 x 1-3/8	PRIMED FJ PINE
BASE		
100273	623 BASE PINE 9/16 x 3-1/4	CLEAR PINE
138676	713 BASE PINE 9/16 x 3-1/4	CLEAR PINE
142893	623 BASE FJ PINE 9/16 x 3-1/4	RAW FJ PINE
329588	218 (MB 514) BASE FJ PINE 9/16 x 5-1/4	RAW FJ PINE
716526	218 SPEED BASE FJ PINE 9/16 x 7-1/4	RAW FJ PINE
628934	218 BASE PRMD FJ PINE 9/16 x 5-1/4	PRIMED FJ PINE
800945	218 BASE PRMD FJ PINE 9/16 x 7-1/4	PRIMED FJ PINE
321234	618 BASE PRMD FJ PINE 9/16 x 5-1/4	PRIMED FJ PINE
174769	623 BASE PRMD FJ PINE 9/16 x 3-1/4	PRIMED FJ PINE
262904	620 BASE PRMD FJ PINE 9/16 x 4-1/4	PRIMED FJ PINE
800608	218 BASE PRMD MDF 12MM x 5-1/4	PRIMED MDF
151648	218 BASE PRMD MDF 12MM x 7-1/4	PRIMED MDF
199789	218 BASE PRMD MDF 14MM x 9-1/4	PRIMED MDF
616275	623 BASE PRMD MDF 12MM x 3-1/4 -16	PRIMED MDF
800624	218 BASE PRMD MDF 14MM x 5-1/4 -16	PRIMED MDF
697175	218 BASE PRMD MDF 14MM x 7-1/4 -16	PRIMED MDF
BASE CAP		
139363	163 BASE CAP FJ PINE 11/16 x 1-3/8	RAW FJ PINE
263345	163 BASE CAP PRMD FJ PINE 11/16 x 1-3/8	PRIMED FJ PINE
116418	164 BASE CAP 11/16 x 1-1/8 x 17 PROLINE PLUS	PVC
BASE SHOE		
195551	129 BASE SHOE - 7/16 x 11/16	CLEAR PINE
168561	127 BASE SHOE - 7/16 x 3/4	OAK
526720	129 BASE SHOE - 7/16 x 11/16	PRIMED FJ PINE
125221	126 BASE SHOE - 1/2 x 3/4 x 16	PRIMED FJ PINE
BED MOULD		
208717	74 BED PRMD PINE - 9/16 x 1-3/4	PRIMED FJ PINE
647424	75 BED PRMD PINE - 9/16 x 1-5/8	PRIMED FJ PINE
146784	75 BED PVC - 9/16 x 1-5/8 x 17 PROLINE PLUS	PVC
MDF BOARDS		
670532	1 x 4 x 16 PRMD MDF BOARD 11/16 x 3-1/2	PRIMED MDF
694682	1 x 6 x 16 PRMD MDF BOARD 11/16 x 5-1/2	PRIMED MDF
694683	1 x 8 x 16 PRMD MDF BOARD 11/16 x 7-1/4	PRIMED MDF
694684	1 x 10 x 16 PRMD MDF BOARD 11/16 x 9-1/4	PRIMED MDF
694685	1 x 12 x 16 PRMD MDF BOARD 11/16 x 11-1/4	PRIMED MDF

BXC #	DESCRIPTION	SPECIES
BRICK MOULD		
173726	180 BRICK PRMD FJ PINE 1-1/4 x 2	PRIMED FJ PINE
577026	183 BRICK PRMD FJ PINE 1-1/4 x 4-1/2	PRIMED FJ PINE
116258	180 BEND BRICK PVC 1-1/4 x 2 x 17 PROLINE PLUS	PVC
157133	180 BRICK PVC 1-1/4 x 2 x 17 PROLINE PLUS	PVC
115274	183 BRICK PVC 1-3/8 x 4-1/2 x 17	PVC
CASING		
191522	356 CSG PINE 11/16 x 2-1/4	CLEAR PINE
265507	366 CSG PINE 11/16 x 2-1/4	CLEAR PINE
150200	356 CSG FJ PINE 11/16 x 2-1/4	RAW FJ PINE
737948	W 6 FLUT/REED CSG FJ PINE 5/8 x 3-1/2	RAW FJ PINE
139984	356 CSG PRMD FJ PINE 11/16 x 2-1/4	PRIMED FJ PINE
712783	445 CSG PRMD FJ PINE 11/16 x 3-1/4 x 17	PRIMED FJ PINE
305231	7 (RB 3) CSG PRMD FJ PINE 1-1/16 x 3-1/2 x 17	PRIMED FJ PINE
556452	356 CSG PRMD MDF 15MM x 2-1/4	PRIMED MDF
CHAIR RAIL		
107756	390 CHAIR RAIL PINE 11/16 x 2-5/8	CLEAR PINE
213406	9 CHAIR RAIL FJ PINE 11/16 x 2-3/4	RAW FJ PINE
216050	64 (135) CHAIR RAIL BACKER FJ PINE 1/2 x 4-1/2	RAW FJ PINE
216053	142 (136) CHAIR RAIL FJ PINE 1-1/8 x 2-1/2	RAW FJ PINE
CHAMFER		
267467	995 CHAMFER BANAK 3/4 x 3/4	
CORNER		
177067	205 CNR GUARD PINE 1-1/8 x 1-1/8	CLEAR PINE
COVE		
151598	85 COVE PINE 9/16 x 1-3/4	CLEAR PINE
159295	100 COVE PINE 11/16 x 11/16	CLEAR PINE
150215	100 COVE OAK 3/4 x 3/4	OAK
DRIP CAP		
116468	197 DRIP CAP PVC 11/16 x 1-5/8 x 17 PROLINE PLUS	PVC
667335	197 DRIP CAP PRMD FJ PINE 11/16 x 1-5/8	PRIMED FJ PINE
HAND RAIL		
179855	233 FULL RND PINE 1-1/4 x 1-1/4	CLEAR PINE
151467	240 HANDRAIL PINE 1-1/4 x 2-1/4 x 16	CLEAR PINE
328248	INT FLT JMB FJ PINE 11/16 x 4-9/16 x R/L	CLEAR PINE
114920	INT JMB FJ PINE 11/16 x 6-9/16 x R/L	CLEAR PINE
230550	HANDRAIL FJ PRIMED 1-1/4 x 2-1/4 x 18	PRIMED FJ PINE


Moulding & Millwork

Baseboard, Crown Mould, Stops, Casing, Legs, Jambs & More




Interior Finishes for any Project.

Transform your spaces with style using our meticulously crafted selection of moulding and millwork products, adding depth, character, and sophistication to every corner. Discover the magic of expertly crafted details that elevate your designs while benefiting from the cost-effective elegance that moulding and millwork deliver to your projects.



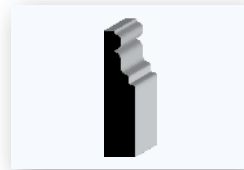
Cove Mould



Bed Mould



Outside Corner



Apron Mould



Window Stool



Handrail




Full Round



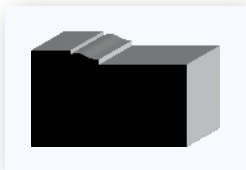
Screen Mould



Chamfer



Lattice



Brick Mould

BXC #	DESCRIPTION	SPECIES
LATTICE		
149604	266 LATTICE PINE 1/4 x 1-1/2	CLEAR PINE
174015	236 SQ PINE 1-1/2 x 1-1/2	CLEAR PINE
130244	250 S4S 11/16 x 1-1/2	CLEAR PINE
185412	254 S4S PINE 1/2 x 3/4	CLEAR PINE
LOUVER		
143318	LOUVER PVC 3/4 x 3-1/2 x 18 PROLINE PLUS	PVC



MDF Window Stool



MDF S4S



MDF Crown




MDF Cove Crown



MDF Beaded Crown



MDF Base



MDF T&G Nickel Gap

BXC #	DESCRIPTION	SPECIES
MULLION		
145392	988 MULL PINE 3/8 x 1-3/8	CLEAR PINE
152068	987 MULL PINE 3/8 x 2	CLEAR PINE
266494	988 MULL PINE 3/8 x 1-3/8	CLEAR PINE
NICKEL GAP		
169912	PL 804 NICKEL GAP PRMD MDF T&G 15MM x 7-1/4 x 16	PRIMED MDF
227293	PL 804-6 NICKEL GAP PRMD MDF T&G 15MM x 5-1/2 x 16	PRIMED MDF
PANEL MOULD		
233184	4 PNL MLD FJ PINE RBT 3/4 1-1/16 x 1-5/8	RAW FJ PINE
PICTURE MOULD		
141465	273 PICTURE MLD FJ PINE 11/16 x 1-3/4	RAW FJ PINE
650691	273 PICTURE PRIMED FJ PINE 11/16 x 1-3/4	PRIMED FJ PINE
ROUNDS		
196961	106 QTR RND PINE 11/16 x 11/16	CLEAR PINE
198682	105 QTR RND PINE 3/4 x 1/4	CLEAR PINE
137131	105 QTR RND OAK 3/4 x 1/4	OAK
166007	105 QTR RND PRMD FJ PINE 3/4 x 1/4	PRIMED FJ PINE
140929	106 QTR RND PRMD FJ PINE 11/16 x 11/16	PRIMED FJ PINE
SCREEN		
153481	142 SCRNL MLD PINE 1/4 x 1/4	CLEAR PINE
210954	137 SCRNL MLD PINE 9/16 x 1-1/4	CLEAR PINE
130244	250 S4S PINE 11/16 x 1-1/2	CLEAR PINE
330478	137 SCRNL MLD FJ PINE 9/16 x 1-1/4	CLEAR PINE
SHINGLE MOULD		
264480	28 SHGL/PNL FJ PINE 1-1/16 x 1-5/8	RAW FJ PINE
647425	63 SHGL/PNL PRMD FJ PINE 13/16 x 1	PRIMED FJ PINE
289292	28 SHGL/PNL PRMD FJ PINE 1-1/16 x 1-5/8	PRIMED FJ PINE
647426	73 SHGL/PNL PRMD FJ PINE 1-1/2 x 1-1/2	PRIMED FJ PINE
667332	1206 SHGL/PNL PRMD FJ PINE 1-1/16 x 1-1/4	PRIMED FJ PINE
STOOL		
134724	1195 STOOL FJ PINE RBT 7/8 11/16 x 2-1/2	RAW FJ PINE
859430	1195 STOOL PRIMED RBT 7/8 11/16 x 2-1/2	PRIMED FJ PINE
209841	1021 STOOL FJ PINE 11/16 x 1-1/4	RAW FJ PINE
209842	1021 STOOL FJ PINE 11/16 x 5-1/4	RAW FJ PINE
724912	1021 STOOL PRMD FJ PINE 11/16 x 1-1/4	PRIMED FJ PINE
499512	1021 STOOL PRMD FJ PINE 11/16 x 5-1/4	PRIMED FJ PINE
STOP		
118517	941 STOP PINE 7/16 x 1/4	CLEAR PINE
144358	937 STOP PINE 7/16 x 1-1/4	CLEAR PINE
155335	876 STOP PINE 7/16 x 1-3/8	CLEAR PINE
164392	935 STOP PINE 7/16 x 1-5/8	CLEAR PINE
182712	940 STOP PINE 7/16 x 1/8	CLEAR PINE
338047	943 STOP PINE 7/16 x 5/8	CLEAR PINE
298180	941 STOP FJ PINE 7/16 x 1/4	RAW FJ PINE
288727	876 STOP PRMD FJ PINE 7/16 x 1-3/8	PRIMED FJ PINE



Functional beauty to enhance indoor and outdoor environments.

Columns are versatile architectural elements that provide essential structural support, define spaces within buildings, and enhance the overall visual appeal of interiors and exteriors.


- Spun cast Fiberglass
- Highest Structural load rating
- Easy Installation (45 min.)
- Wide range of styles and sizes available
- Limited lifetime warranty

BXC #	MFG#	DESCRIPTION	SIZE
ROUND CAP AND BASE SETS			
668851	44091	Tuscan C&B Set Pcast Rnd	6
475341	45081	Tuscan C&B Set Pcast Rnd	8
611453	45081S	Tuscan C&B Set Split Pcast Rnd	8
486736	45141	Tuscan C&B Set Pcast Rnd	10
472953	45261	Tuscan C&B Set Pcast Rnd	12
486744	45141S	Tuscan C&B Set Split Pcast Rnd	10
704153	45261S	Tuscan C&B Set Split Pcast Rnd	12
TURNED POSTS			
663048	PP6X9	PermaPost Colonial-PVC Structural Post	6 x 6 x 9
ROUND CAP AND BASE SETS			
668930	54297	Tuscan C&B Set Pcast Sq	6
634432	54301	Tuscan C&B Set Pcast Sq	8
637369	54305	Tuscan C&B Set Pcast Sq	10

BXC #	MFG#	DESCRIPTION	SIZE
SQUARE PERMACAST			
668910	45990	Permacast Plain Square Column	6 x 8
634430	46010	Permacast Plain Square Column	8 x 8
644461	46012	Permacast Plain Square Column	8 x 10
644462	46030	Permacast Plain Square Column	10 x 8
637368	46032	Permacast Plain Square Column	10 x 10
668953	46032S	Permacast Plain Square Column	10 x 10
668918	46052	Permacast Plain Square Column	12 x 10
668917	46050	Permacast Plain Split Square Column	12 x 8
668918	46052	Permacast Plain Square Column	12 x 10
ROUND PERMACAST			
668784	44040	Permacast Plain Round	6 x 8
659828	45050	Permacast Plain Round	8 x 8
639859	45064	Permacast Plain Round	8 x 9
482498	45070	Permacast Plain Round	8 x 10
482497	45090	Permacast Plain Round	10 x 8
668786	45104	Permacast Plain Round	10 x 9
482499	45110	Permacast Plain Round	10 x 10
565708	45130	Permacast Plain Round	10 x 12
472952	45150	Permacast Plain Round	12 x 8
668787	45164	Permacast Plain Round	12 x 9
482500	45170	Permacast Plain Round	12 x 10
560953	45190	Permacast Plain Round	12 x 12
ROUND SPLIT PERMACAST			
611451	45050S	Permacast Split Round	8 x 8
498303	45110S	Permacast Split Round	10 x 10
498304	45170S	Permacast Split Round	12 x 10

Stair Parts

Treads, Fittings, Baluster, Rail & Newels



Get Inspired

Make a bold impression with your staircase, the focal point of your home's entryway. Choose from a variety of wood and metal balusters, as well as elegant box newels, to establish the perfect ambiance for your space.



Stair Tread
Red or White Oak



Fittings
End Caps & Easings



Baluster
Wood or metal



Rail
Red or White Oak



Newel
Red or White Oak

BXC #	DESCRIPTION
RAIL	
RED OAK	
121845	16' Stair Rail Solid Red Oak
121898	16' Stair Rail FJ Red Oak
121909	16' Stair Rail FJ Plowed 1-1/4 Fillet
128818	16' Stair Rail Solid Red Oak 6210
366083	16' Stair Rail Red Oak FJ 6210 1-3/4 Fillet
122012	16' Stair Rail Solid Red Oak 6510 1-3/4 Fillet
157655	16' Stair Rail Solid Red Oak 6710
288853	16' Stair Rail FJ 6000 Red Oak
WHITE OAK	
288860	16' Stair Rail FJ 6000 White Oak
265171	16' Stair Rail FJ 6010 White Oak
940563	16' Stair Rail FJ 6084 White Oak
644728	16' Stair Rail Solid 6010 White Oak
BALUSTERS	
120887	1-1/4 x 36 Craftsman Balu Full Square Primed 5060-36
120930	1-1/4 x 36 Craftsman Balu Full Square Primed 5060-43
121038	1-3/4 x 36 Craftsman Balu Full Square Primed 5360-36
121058	1-3/4 x 36 Craftsman Balu Full Square Primed 5360-43
121273	1/2 x 44 Baluster Plain Bar Satin Black
121193	1/2 x 44 Baluster Single Knuckle Satin Black
121220	1/2 x 44 Baluster Single Twist Satin Black
121245	1/2 x 44 Baluster Double Twist Satin Black
121257	1/2 x 44 Baluster Single Basket Satin Black
121264	1/2 x 44 Baluster Double Bakset Satin Black
121166	1/2" Base Shoe Flat W/Set Screw Satin Black
121184	1/2" Base Shoe Pitch W/Set Screw Satin Black


Pricing subject to change without notice.

Special Order & direct shipments not returnable and all returns are subject to a restocking fee. Customer hereby agrees to the terms and conditions posted at <https://bluelinxco.com/new-customer-suppliers/>.



Let us make your next project a pleasure!

Call your Blue Crew today – 770.953.7575



BXC #	DESCRIPTION
TREADS	
RED OAK	
119471	1-1/32 x 11-1/2 x 36 TREAD PLN EG RED OAK SOL 8430
120942	1-1/32 x 11-1/2 x 42 TREAD PLN EG RED OAK SOL 8430
120969	1-1/32 x 11-1/2 x 48 TREAD PLN EG RED OAK SOL 8430
120998	1-1/32 x 11-1/2 x 54 TREAD PLN EG RED OAK SOL 8430
121068	1-1/32 x 11-1/2 x 60 TREAD PLN EG RED OAK SOL 8430
121092	1-1/32 x 11-1/2 x 42 TREAD EG SWP MTR RED OAK SOL 8431
121116	1-1/32 x 11-1/2 x 48 TREAD EG SWP MTR RED OAK SOL 8431
135820	1-1/32 x 11-1/2 x 54 TREAD EG SWP MTR RED OAK SOL 8431
137667	1-1/32 x 11-1/2 x 60 TREAD EG SWP MTR RED OAK SOL 8431
258930	1-1/32 x 5-1/4 x 192 STAIR LANDING TREAD RED OAK ENG
121728	1-1/32 x 5-1/4 STAIR LANDING TREAD RED OAK
120655	1-1/16 x 1-1/4 x 13 COPED RETURN RED OAK
WHITE OAK	
150426	1-1/32 x 11-1/2 x 42 TREAD PLN EG WHITE OAK OAK SOL 8430
337938	1-1/32 x 11-1/2 x 42 TREAD EG SWP MTR WHITE OAK SOL 8431
150047	1-1/32 x 11-1/2 x 48 TREAD EG SWP SGL MTR WHT OAK 8431
150448	1-1/32 x 11-1/2 x 48 TREAD PLN EG WHITE OAK SOL 8430
461115	1-1/32 x 11-1/2 x 54 TREAD EG SWP SGL MTR WHT OAK 8431
469236	1-1/32 x 11-1/2 x 60 TREAD EG SWP SGL MTR WHT OAK 8431
254999	1-1/32 x 5-1/4 STAIR LANDING TREAD WHITE OAK
889694	1-1/16 x 1-1/4 x 13 COPED RETURN WHITE OAK
MISCELLANEOUS	
120705	3 Newel Base Attachment 9400-300
120746	3-1/2 Newel Base Attachment 9400-312
120767	5/16 x 3-1/2 Rail Bolt Kit
131668	2-Part Epoxy Dual Cartridge
131842	Disposable Mixing Nozzle
142171	Suretite Newel Attach Kit

BXC #	DESCRIPTION
NEWEL	
RED OAK	
221561	3-1/2 x 48 Chamfered Top Red Oak
121090	3-1/2 x 56 Newel Plain Box Red Oak PL4075
124155	3 x 48 Trad Newel MT PTP Red Oak 4040
131502	5 x 55 Newel Red Oak PL4090
121135	6-1/4 x 55 Newel Plain Box Newel Red Oak PL4091
WHITE OAK	
200581	3-1/2 x 48 Chamfered Top White Oak
238905	3-1/2 x 56 Newel Plain Box White Oak PL4075
258631	5 x 55 Newel White Oak PL4090
121135	6-1/4 x 55 Newel Plain Box White Oak PL4091
ROSETTE	
RED OAK	
149117	4-5/16 x 6 Rosette Rect Red Oak 5220
120501	4 x 5-1/2 Rosette Oval Red Oak 7337
WHITE OAK	
575369	4-5/16 x 6 Rosette Rect White Oak 5220
592973	4 x 5-1/2 Rosette Oval White Oak 7337

Engineered Wood

LVL, I-Joist, Rim Board, TrimJoist & Glulam



BlueLinX Engineered Products

Great Framework Begins with High-Quality Engineered Wood Products.

With onCENTER®, you can breeze through your next project with our quality engineered wood products delivered direct to your job site – for any job lot quantity you need. You'll find everything you need to complete your next project on schedule and on budget.

When It's Built Right, It's onCENTER®.

BXC #	SIZE	DESCRIPTION
GLULAM		
201912	3-1/2 x 11-7/8	GLULAM BEAM IJC SYP 24F 1.9E POWER RATED
254986	3-1/8 x 15-1/8	GLULAM BEAM SYP IND 24F V4 1.7E
514608	5-1/8 x 16-1/2	GLULAM BEAM SYP IND 24F V4 1.7E
355090	5-1/8 x 17-7/8	GLULAM BEAM SYP IND 24F V4 1.7E
516819	5-1/8 x 19-1/4	GLULAM BEAM SYP IND 24F V4 1.7E
506476	5-1/8 x 22	GLULAM BEAM SYP IND 24F V4 1.7E

BXC #	SIZE	DESCRIPTION	PCS/UNIT
ONCENTER LVL BEAM & HEADER			
170602	1-3/4 x 7-1/4	LVL OnCenter Beam 2.1E	30
518306	1-3/4 x 9-1/4	LVL onCENTER Beam 2.1E	25
542646	1-3/4 x 9-1/2	LVL onCENTER Beam 2.1E	25
168202	1-3/4 x 11-1/4	LVL onCENTER Beam 2.1E	20
767635	1-3/4 x 11-7/8	LVL onCENTER Beam 2.1E	20
218429	1-3/4 x 14	LVL onCENTER Beam 2.1E	15
169359	1-3/4 x 16	LVL onCENTER Beam 2.1E	15
169639	1-3/4 x 18	LVL onCENTER Beam 2.1E	10
170276	1-3/4 x 24	LVL onCENTER Beam 2.1E	10
BLI JOIST			
163758	2-1/2 x 9-1/2	I-Joist onCENTER 40 Series	33
469521	2-1/2 x 11-7/8	I-Joist onCENTER 40 Series	33
703188	2-1/2 x 14	I-Joist onCENTER 40 Series	33
321564	3-1/2 x 16	I-Joist onCENTER 65 Series	23
162125	3-1/2 x 16	I-Joist onCENTER 80 Series	23
RIM BOARD			
235448	1-1/8 x 9-1/2 x 12	Rim Board onCENTER OSB SE	60
235637	1-1/8 x 11-7/8 x 12	Rim Board onCENTER OSB SE	48
235766	1-1/8 x 14 x 12	Rim Board onCENTER OSB SE	36
236058	1-1/8 x 16 x 12	Rim Board onCENTER OSB SE	36
TRIMJOIST			
134026	3-1/2 x 16 x 6	Trimmable End Open Web Truss	13
134041	3-1/2 x 16 x 8	Trimmable End Open Web Truss	13
134072	3-1/2 x 16 x 10	Trimmable End Open Web Truss	13
134094	3-1/2 x 16 x 12	Trimmable End Open Web Truss	13
134104	3-1/2 x 16 x 14	Trimmable End Open Web Truss	13
134126	3-1/2 x 16 x 16	Trimmable End Open Web Truss	13
134135	3-1/2 x 16 x 18	Trimmable End Open Web Truss	13
134161	3-1/2 x 16 x 20	Trimmable End Open Web Truss	13
134169	3-1/2 x 16 x 22	Trimmable End Open Web Truss	13
134195	3-1/2 x 16 x 24	Trimmable End Open Web Truss	13
134212	3-1/2 x 16 x 26	Trimmable End Open Web Truss	13
134228	3-1/2 x 16 x 28	Trimmable End Open Web Truss	13

Lumber

Southern Yellow Pine, Pre-Cut Studs & SPF



Forms the Backbone of Every Project with a Sturdy Foundation.

We offer an array of sturdy lumber solutions that form the crucial backbone of your construction project. Each product is designed to provide the strength and reliability needed to bring your visions to life.

SIZE	8'	10'	12'	14'	16'	18'	20'	22'	24'
#2 SOUTHERN YELLOW PINE									
2 x 4	X	X	X	X	X				
2 x 6	X	X	X	X	X	X	X	X	X
2 x 8	X	X	X	X	X	X	X	X	X
2 x 10	X	X	X	X	X	X	X	X	X
2 x 12	X	X	X	X	X	X	X	X	X

*Also carry #1SYP in the items in blue.

Long Length Available! 28' & 32'

SIZE	#2 & BTR
SPF - FJ LONG LENGTH	
2 x 6 x 22	X
2 x 6 x 24	X
2 x 6 x 26	X
2 x 6 x 28	X
2 x 6 x 30	X
2 x 6 x 32	X
2 x 8 x 26	X
2 x 8 x 22	X
2 x 8 x 24	X
2 x 8 x 28	X
2 x 8 x 30	X
2 x 8 x 32	X

SIZE	#2
HEM-FIR SOLIDS	
2 x 6 x 22	X
2 x 6 x 24	X
2 x 8 x 22	X
2 x 8 x 24	X
2 x 10 x 24	X
2 x 12 x 24	X

SIZE	#2 & BTR	HI-LINE	EURO	STUD GRADE	#2 SYP
PRE-CUT STUDS					
2 x 4 x 92-5/8	X	X	X	X	
2 x 4 x 104-5/8	X	X	X	X	X
2 x 4 x 116-5/8	X	X	X		
2 x 6 x 92-5/8	X	X	X		
2 x 6 x 104-5/8	X	X	X		X
2 x 6 x 116-5/8	X	X	X		

SPF					
SIZE	#2 & BTR	HI-LINE	EURO	#3	-
2 x 4 x 8	X	X	X		
2 x 4 x 10	X	X	X		
2 x 4 x 12	X	X	X		
2 x 4 x 14	X	X	X		
2 x 4 x 16	X	X	X	X	
2 x 4 x 18	X				
2 x 4 x 20	X				
2 x 6 x 8	X	X	X		
2 x 6 x 10	X	X	X		
2 x 6 x 12	X	X	X		
2 x 6 x 14	X	X	X		
2 x 6 x 16	X	X	X	X	
2 x 6 x 18	X	X			
2 x 6 x 20	X	X			
2 x 8 x 8	X				
2 x 8 x 10	X				
2 x 8 x 12	X				
2 x 8 x 14	X				
2 x 8 x 16	X		X		
2 x 8 x 18	X				
2 x 8 x 20	X				
2 x 10 x 10	X				
2 x 10 x 12	X				
2 x 10 x 14	X				
2 x 10 x 16	X		X		
2 x 10 x 18	X				
2 x 10 x 20	X				
2 x 12 x 16	X				

Panels

OSB, Sheathing & Plywood



Panels Tailored for Every Need.

BlueLinX has you covered for any project. Whether it's sheathing, subfloor, siding, or specialized panels such as marine-grade and fire-treated options, we offer the perfect product for every budget and purpose.

BXC #	SIZE	DESCRIPTION	PCS/UNIT
OSB & SHEATHING			
102830	11/32 x 4 x 8	SYP CDX Rated Sheathing Exp 1	88
184200	15/32 x 4 x 8	SYP CDX Rated Sheathing Exp 1 4-Ply	70
195482	19/32 x 4 x 8	SYP CDX Rated Sheathing Exp 1	53
152512	23/32 x 4 x 8	SYP CDX Rated Sheathing Exp 1	46
161308	23/32 x 4 x 8	SYP T&G Studi-Floor	46
FIRE TREATED RATED SHEATHING			
131311	15/32 x 4 x 8	SYP CDX Firetreated RTD 32/16 Exp 1 4-Ply	70
131493	19/32 x 4 x 8	SYP CDX Firetreated RTD 40/20 Exp 1	53
131517	23/32 x 4 x 8	SYP CDX Firetreated RTD 48/24 Exp 1	46
PRESSURE TREATED SHEATHING			
272281	15/32 x 4 x 8	SYP CDX Pressure Treated	70
272164	23/32 x 4 x 8	SYP CDX Pressure Treated	46
OSB			
113445	7/16 x 4 x 8	OSB Sheathing	75
230287	7/16 x 4 x 9	OSB Sheathing	66
113490	5/8 x 4 x 8	OSB Sheathing	55

BXC #	SIZE	DESCRIPTION	PCS/UNIT
PREMIUM PLYWOOD SIDING			
153137	11/32 x 4 x 8	SYP R/S No Groove S/E Prem	104 *
538281	11/32 x 4 x 8	SYP Ply-Bead 1.6 O.C. Prem	52
198557	11/32 x 4 x 8	SYP R/S 4 O.C. Prem	104
177189	19/32 x 4 x 8	SYP R/S 4 O.C. Prem	66
113699	19/32 x 4 x 8	SYP R/S 8 O.C. Prem	66
172564	19/32" x 4' x 8	SYP R/S 12"O.C. RB&B Prem	66
DECO GRADE PLYWOOD SIDING			
193519	19/32 x 4 x 8	SYP R/S 4 O.C. Deco	66
119031	19/32 x 4 x 8	SYP R/S 8 O.C. Deco	66
193247	19/32 x 4 x 8	SYP R/S 12 O.C. RB&B Deco	66 *
SANDED PLYWOOD			
201430	11/32 x 4 x 8	SYP BC Sanded	88
201429	15/32 x 4 x 8	SYP BC Sanded	70
201427	19/32 x 4 x 8	SYP BC Sanded	56
201428	23/32 x 4 x 8	SYP BC Sanded	46
PLYFORM SPECIALTY PLYWOOD			
140629	18MM x 4 x 8	Concrete Form Pine BBOES Imp	50
151925	18MM x 4 x 8	Black Film Face Concrete Form Imp	51
MARINE GRADE AB FIR SPECIALTY PLYWOOD			
167765	1/2 x 4 x 8	Marine Grade Sanded Fir	66
113256	3/4 x 4 x 8	Marine Grade Sanded Fir	44
BIRCH SPECIALTY PLYWOOD			
742187	1/4 x 4 x 8	White Birch C-2 Import	100
352609	1/4 x 4 x 8	Nat Beaded Birch 1.5 O.C.	25
673977	1/2 x 4 x 8	White Birch C-2 Import	75
147011	3/4 x 4 x 8	White Birch C-2 Import	50
RADIATA PINE			
697054	1/4 x 4 x 8	Arauco AC/UL Radiata Pine 3 ply	140
697052	11/32 x 4 x 9	Arauco AC/UL Radiata Pine 3 ply	108
697055	15/32 x 4 x 8	Arauco AC/UL Radiata Pine 5 ply	80
697057	23/32 x 4 x 8	Arauco AC/UL Radiata Pine	54
697058	31/32 x 4 x 8	Arauco AC/UL Radiata Pine	39
116246	11/32 x 4 x 8	Arauco 2"oc Natural Bead	108
116273	3/8 x 4 x 8	Arauco 2"oc Star Bead	108



DensGlass Sheathing & ShaftLiner
#1 Industry Specified & Builder Preferred

- Versatile substrate with greater moisture resistance than paper-faced panels
- Non-combustible fiberglass reinforced core
- Easy installation - Cut with standard drywall tools

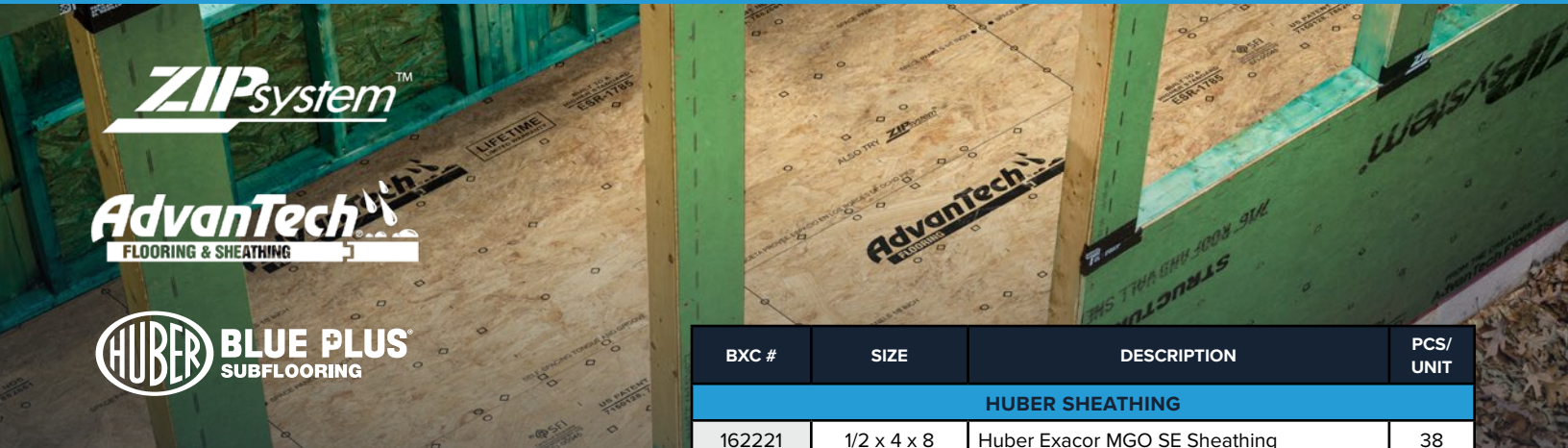
ToughRock Gypsum Sheathing

Designed for exterior applications with direct mechanical attachment with screws, nails or staples to wood and metal framing

BXC #	SIZE	DESCRIPTION	PCS/UNIT	PCS/ BUNDLE
DENSGLOSS SHAFTLINER & SHEATHING				
451333	1 x 2 x 10	GP DensGlass Shaftliner	40	
726270	1 x 2 x 12	GP DensGlass Shaftliner	40	
555921	1/2 x 4 x 8	GP DensGlass Sheathing	50	
958094	5/8 x 4 x 8	GP DenGlass Fire Guard Sheathing	40	
SEPARATION WALL ACCESSORIES				
521230	2 x 10	H Stud 25 gauge	550	10
344515	2 x 12	H Stud 25 gauge	550	10
535065	1 x 2 x 10	C Runner 25 gauge	540	10
647004	2 x 2 x 2-1/2	Aluminum Burn Clips	32	500

Huber

ZIP System® OSB, Sub-Floor & Accessories




Huber Products are Engineered to Enhance the Performance of a Building.

Award-winning, high performance products for roof, wall and flooring applications.

Huber products are engineered to enhance performance. Draft free homes and squeak-free subfloor assemblies are why building professionals rely on Huber products from their first job to their last.

BXC #	SIZE	DESCRIPTION	PCS/ UNIT
HUBER SHEATHING			
162221	1/2 x 4 x 8	Huber Exacor MGO SE Sheathing	38
259097	7/16 x 4 x 8	ZIP OSB Wall/Roof Combo Struc 1	80
260466	7/16 x 4 x 9	Huber ZIP OSB Wall Struct 1	70
260555	7/16 x 4 x 10	Huber ZIP OSB Wall Struct 1	60
259949	1/2 x 4 x 8	ZIP OSB Wall/Roof Combo Struc 1	70
259995	5/8 x 4 x 8	ZIP OSB Wall/Roof Combo Struc 1	55
ZIP SYSTEM R-SHEATHING			
794423	15/16 x 4 x 8	R 3.6 R-Shtg	32
454221	1-7/16 x 4 x 8	R 6.6 R shtg	31
SUB-FLOOR			
261608	23/32 x 4 x 8	Blue Plus OSB T&G Flooring	45
649207	23/32 x 4 x 8	Advantech OSB T&G Struct 1	45
363885	23/32 x 4 x 8	Advantech X-Factor OSB T&G	45
ACCESSORIES			
261231	24 oz.	Advantech Subfloor Adhesive Can	6
259118	3-3/4 x 90	Huber ZIP Tape	12
549880	3-3/4 x 30	Huber ZIP Tape	12
260011	6 x 75	Huber ZIP Tape	4
478063	3 x 20	Huber ZIP Stretch Tape	12
260101	6 x 75	Huber ZIP Stretch Tape	1
312719	6 x 20	Huber ZIP Stretch Tape	8
260827	10 x 75	Huber ZIP Stretch Tape	1
259143		Huber ZIP Tape Roller	8
261249		Huber Subfloor Adhesive Cleaner	6
268747	9 x 50	Huber Zip tape	
268756	12 x 50	Huber zip tape	
260945		Zip System Liquid Flashing 28 oz.	
261258		Advantech subfloor adhesive applicator gun	
569423		Zip system peel-n-stick u/l	
260945		Huber Zip Liquid Flash Cartridge 29 oz.	8



ZIP System OSB



AdvantTech Sub-Floor



Subfloor Adhesive



ZIP Tape



Stretch Tape



ZIP Tape Roller

Industrial & Decorative Panel

Birch, Lauan, MDF Panels & More



Panels for Every Project and Budget.

Our comprehensive selection of panels cater to your diverse construction and design needs, offering durability for structural integrity and creative expression for aesthetics.



Lauan



Birch Panel



MDF

BXC #	SIZE	DESCRIPTION	QTY	PCS/BOX
HARDWOOD PLYWOOD				
111535	1/4 x 4 x 8	1/4 (5.2mm) 4 x 8 LAUAN BB-CC	115	N/A
742187	1/4 x 4 x 8	C-2 IMPORT BIRCH	100	1
673977	1/2 x 4 x 8	C-2 IMPORT BIRCH	75	1
147011	3/4 x 4 x 8	C-2 IMPORT BIRCH	50	1
208499	1/4 x 4 x 8	C-4 WHITE BIRCH (DOMESTIC)	60	1
216741	3/4 x 4 x 8	D-3 BIRCH (DOMESTIC) CABINET GRADE PAINT	40	1
169585	3/4 x 4 x 8	B-2 BIRCH (DOMESTIC)	40	1
120003	1/4 x 4 x 8	PREFINISHED 1 SIDE WHITE BIRCH	100	1
191264	3/4 x 4 x 8	PREFINISHED 1 SIDE WHITE BIRCH	50	1
423468	3/4 x 4 x 8	PREFINISHED 2 SIDE WHITE BIRCH	50	1
PARTICLE BOARD & MELAMINE				
304096	3/4 x 4 x 8	INDUSTRIAL PARTICLE BOARD	34	1
465203	1/4 x 5 x 8	WHITE MELAMINE	90	1
403928	3/4 x 4 x 8	WHITE MELAMINE	31	N/A
315769	3/4 x 5 x 8	WHITE MELAMINE	31	1
MDF PANELS				
279182	1/8 x 4 x 8	1/8 MDF	216	10
116125	1/4 x 4 x 8	1/4 MDF	144	10
117904	1/2 x 4 x 8	1/2 MDF	60	1
121908	3/4 x 4 x 8	MDF	40	1
757070	3/4 x 5 x 8	MDF	33	1
572578	3/4 x 4 x 8	ARMORITE EXTERIOR GRADE MDF	40	1

Weatherization & Insulation

Styrofoam, Sill Seal, Building Wrap & More



Cool in the Summer, Warm in the Winter, Dry All Year Long.

Elevate comfort, cut costs, and reduce environmental impact with our top-tier weatherization and insulation product offerings. Enjoy consistent indoor temperatures, lower energy bills, and a quieter, healthier living or working space. Explore now and experience the transformative benefits firsthand.

Maximize your brand's impact with ProLinX® Building Wrap.

Dealers and builders can now promote their brand and attract local interest with state-of-the-art high resolution print technology.

No Set-Up Fee:

Choose from a wide spectrum of colors and gradients at no extra cost.

Alternating Messages & Images:

Impactful logos, custom messaging, and contact information all on one roll of any grade building wrap.

Flexible Order Size:

Mix two custom logos on same pallet.




Styrofoam Residential Sheath



Styrofoam Tongue & Groove



Sill Seal



PROLinX Seam Tape



Protecto Wrap Super Stick



RMax Soft Board



Let us make your next project a pleasure!


Call your Blue Crew today – 770.953.7575



BXC #	SIZE	R-RATING	DESCRIPTION	PCS/UNIT
STYROFOAM				
201549	0.55 x 48 x 96	R-3 (15-PSI)	Dupont XPS Residential Seathing SE	160
202060	0.55 x 48 x 108	R-3 (15-PSI)	Dupont XPS Residential Seathing SE	160
202059	3/4 x 48 x 96	R-3.75 (25-PSI)	Dupont XPS residential Sheathing T&G	120
163428	1 x 48 x 96	R-5 (25-PSI)	Dupont XPS TG Wide T&G 1655	96
129885	1-1/2 x 48 x 96	R-7.5 (25-PSI)	Dupont XPS SMW 1645	64
198505	2 x 48 x 96	R-10 (25-PSI)	Dupont XPS SMW 1643	48
SILL SEAL				
116606	3.5 x 50	–	SILL SEAL	36/box, 360/pallet
116662	5.5 x 50	–	SILL SEAL	24/box, 240/pallet
116699	7.5 x 50	–	SILL SEAL	16/box, 160/pallet
BUILDING WRAP				
137000	9 x 150	–	ProLinX Select House Wrap	56
137049	9 x 195	–	ProLinX Select House Wrap	52
248394	1-7/8 x 165	–	ProLinX All Purpose Tape	16
PROTECTO WRAP				
197383	9 x 75	–	PROTECTO WRAP SUPER STICK 844009SW	4 Rolls Per Carton
197421	6 x 75	–	PROTECTO WRAP SUPER STICK 844006SW	8 Rolls Per Carton
198053	4 x 75	–	PROTECTO WRAP SUPER STICK 844004SW	12 Rolls Per Carton
254707	4 x 50	–	PROTECTO WRAP SUPER STK JOIST 84490450SW	12 Rolls Per Carton
388800	2 x 50	–	PROTECTO WRAP SUPER STK JOIST 84490250SW	24 Rolls Per Carton
BP SHEATHING PANEL				
119172	1/2 x 4 x 8	–	Non Structural Soft Board C6S	96 pieces
185862	1/2 x 4 x 8	–	Natural Sound Board	96 pieces

Hand-Driven Fasteners

Nails, Bolts, and more



SteelLinx[®]
Quality Metal Solutions

Quality Metal Products at a Competitive Price.

From foundations to roofing, SteelLinx offers a comprehensive collection of metal building products. Our extensive global sourcing capabilities enable us to provide you with the best quality and value available.

BXC #	DESCRIPTION
HAND DRIVEN NAILS – 48 COUNT	
165797	BRIGHT DUPLEX 50 LBS 8D 2-1/2"
190601	BRIGHT DUPLEX 50 LBS 16D 3-1/2"
189543	SINKER NAIL VC 50 LBS 4D 1-1/2"
159982	SINKER NAIL VC 50 8D 2-3/8"
188077	SINKER NAIL VC 50 LBS 12D 3-1/4"
198125	SINKER NAIL VC 50 LBS 16D 3-1/2"
130521	SPIKE NAIL BRIGHT SM 50 LBS 10 x 3/8
112381	SPIKE NAIL BRIGHT SM 50 LBS 12 x 3/8
191058	SPIKE NAIL HOT DIPPED GALV SMOOTH 50 LBS 10
145031	COMMON NAIL BRIGHT SM 50 LBS 40D 5"
183044	COMMON NAIL BRIGHT SM 50 LBS 6D 2"
155493	COMMON NAIL BRIGHT SM 50 LBS 8D 2-1/2"
176260	MASONRY NAIL TEMPERED FLUTED 50 LBS 1"
100841	MASONRY NAIL TEMPERED FLUTED 50 LBS 1-1/2"
136927	MASONRY NAIL TEMPERED FLUTED 50 LBS 2"
168019	MASONRY CUT NAIL TEMPERED 50 LBS 8D 2-1/2"
110184	MASONRY CUT NAIL TEMPERED 50 LBS 10D 3"

BXC #	DESCRIPTION
PACKAGED NAILS – 56 COUNT	
157382	JOIST HANGER NAIL HDG SM 5# x 6 1-1/2" 9 GA
159139	ROOFING NAIL SM 5# x 6 1-1/4"
159179	ROOFING NAIL SM 5# x 6 1-3/4"
159204	ROOFING NAIL SM 5# x 6 2"
157535	MASONRY CUT NAIL HARDENED SMOOTH 5# x 6 8D 2-3/8"
226692	HARD MASONRY CUT NAIL HDG 5# x 6 8D 2-1/2"
157621	MASONRY NAIL FLUTED TEMPERED 5# x 6 1"
160070	SINKER NAIL VC 5# x 6 8D 2-1/2"
160107	SINKER NAIL VC 5# x 6 16D 3-1/2"
ROOFING	
704896	ROOFING NAIL EG SMOOTH 30 LBS 1-3/4"
229599	ROOFING NAIL EG SMOOTH 50 LBS 1"
229601	ROOFING NAIL EG SMOOTH 50 LBS 1-1/2"
229600	ROOFING NAIL EG SMOOTH 50 LBS 1-1/4"
229597	ROOFING NAIL EG SMOOTH 50 LBS 1-3/4"
248846	ROOFING NAIL EG SMOOTH 50 LBS 2"
261780	PLASTIC CAP NAIL EG RING SHANK 2M 7/8"
214237	PLASTIC CAP NAIL EG RING SHANK 2M 1"
647236	PLASTIC CAP NAIL EG RING SHANK 3M BUCKET 1"
219931	PLASTIC CAP NAIL EG RING SHANK 2M 1-1/4"
647235	PLASTIC CAP NAIL EG RING SHANK 2.5M BUCKET 1-1/4"
209339	PLASTIC CAP NAIL EG RING SHANK 2M 1-1/2"

Collated Fasteners

Rod chairs, nails, lath, and accessories



Steellinx[®]
Quality Metal Solutions

BXC #	DESCRIPTION
BRAD NAILS/STAPLES	
285378	BRAD NAIL 16GA STRAI EG F162 2.5M x 12 2"
231427	BRAD NAIL 16GA STRAI EG F16212 2.5M x 6 2-1/2"
704449	STAPLE MED CROWN EG A1138 5M x 20 3/8" LEG
ROOFING NAILS	
651946	ROOFING NAIL EG SM 15DEG WIRE 7.2M 3/4 x .120
473076	ROOFING NAIL EG SM 15DEG WIRE 7.2M 7/8 x .120
452525	ROOFING NAIL EG SM 15DEG WIRE 7.2M 1 x .120
210789	ROOFING NAIL 15DEG EG SM WIRE 7.2M 1-1/4 x .120
210790	ROOFING NAIL 15DEG EG SM WIRE 7.2M 1-1/2 x .120
210791	ROOFING NAIL EG SM 15DEG WIRE 7.2M 1-3/4 x .120
SIDING NAILS	
126462	SIDING NAIL HDG RS 15DEG WIRE 3.6M 1-3/4 x .093
739113	SIDING NAIL HDG RS 15DEG WIRE 3.6M 2-1/4 x .092
PLASTIC STRIP	
131113	FULL RND 21DEG PLAS STRP NAIL VC SM 5M 2-3/8 x .113
198546	FULL RND 21DEG PLAS STRP NAIL VC RS 5M 2-3/8 x .113
128404	FULL RND 21DEG PLAS STRP NAIL HDG RS 5M 2-3/8 x .113
128591	FULL RND 21DEG PLAS STRP NAIL VC SM 4M 3 x .120
198817	FULL RND 21DEG PLAS STRP NAIL HDG RS 4M 3 x .120
198830	FULL RND 21DEG PLAS STRP NAIL VC SM 4M 3 x .131
JOIST HANGER NAILS	
114253	JOIST HANGER NAIL 33DEG P/T HDG HT 3M 1-1/2 x .148
154992	JOIST HANGER NAIL 33DEG P/T HDG HT 4M 1-1/2 x .131
255979	JOIST HANGER NAIL 33DEG P/T VC HT 3M 1-1/2 x .148
PAPER TAPE	
156334	OFFSET HD NAIL 33DEG P/T HDG RS 2.5M 2-3/8 x .113
203742	OFFSET HD NAIL 33DEG P/T HDG RS 2.5M 3 x .120
156003	OFFSET HD NAIL 33DEG P/T VC RS 2.5M 2-3/8 x .113
155979	OFFSET HD NAIL 33DEG P/T VC SM 2.5M 2-3/8 x .113

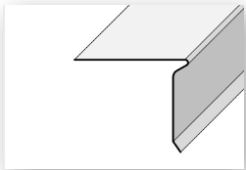


Flashing

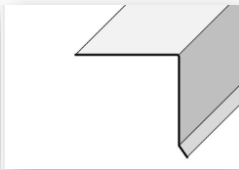
Strapping, bracing, fasteners, and more



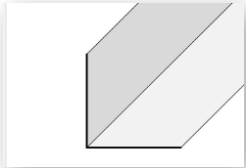
Steellinx[®]
Quality Metal Solutions



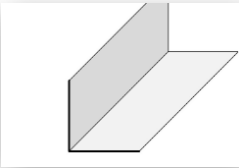
Eave Drip



Roof Edge



Angle Flashing



Step Flashing

BXC #	DESCRIPTION	UNIT QTY
ROLLED FLASHING		
251136	ROLL FLASHING ALUM BLK/WHITE 12 x 50	100
204860	ROLL FLASHING ECON ALUM 8 x 50	60
204861	ROLL FLASHING ECON ALUM 10 x 50	60
204862	ROLL FLASHING ECON ALUM 12 x 50	60
204863	ROLL FLASHING ECON ALUM 14 x 50	60
204864	ROLL FLASHING ECON ALUM 16 x 50	30
204866	ROLL FLASHING ECON ALUM 20 x 50	30
205119	ROLL FLASHING ECON ALUM 24 x 50	30
204732	ROLL FLASHING GALV 8 x 50	60
204733	ROLL FLASHING GALV 10 x 50	60
204734	ROLL FLASHING GALV 12 x 50	60
204735	ROLL FLASHING GALV 14 x 50	60
204736	ROLL FLASHING GALV 16 x 50	60
204721	ROLL FLASH GALV 20 x 50	30
190091	RIDGE ROLL PLAIN METAL 10 x 10	10
462736	RIDGE ROLL PLAIN METAL 14 x 10	10

BXC #	DESCRIPTION	UNIT QTY
EAVE DRIP/ANGLE/Z FLASHING		
190960	FLAMCO ANGLE HEM 1/2 GALV BLACK 4 x 4 x 10 - 20 CT	20
670173	TAMLYN ANG FLASH HEM1/2 019 GALV BFH1044 4 x 4 x 10 - 20 CT	40
580002	TAMLYN ANGLE FLASH GALV BF1044 4 x 4 x 10 - 25 CT	40
628564	FLAMCO EAVE DRIP AL BLACK EDBKA-45118 - 50 CT	20
495484	FLAMCO EAVE DRIP AL BROWN EDBA-45118 - 50 CT	20
495486	FLAMCO EAVE DRIP AL WHI EDWA-45118 - 50CT	20
495485	FLAMCO EAVE DRIP GALV EDS-45118 - 25 CT	20
628376	FLAMCO EAVE DRIP GALV WHITE OPEN FACE 29W45118 - 25 CT	20
669873	FLAMCO ROOF EDGE C3 GALV RES30112 1-1/2 x 1-1/2 - 50 CT	20
248473	TAMLYN XZS5168 HORIZONTAL Z PRIMED - 20 CT	
646968	FLAMCO Z-FLASH 29 GA GALV FZ293058 2 x 5/8 x 3/8 x 10 - 50 CT	20
690507	FLAMCO Z-FLASH 29 GA GALV FZS3034 1-7/8 x 3/4 x 3/8 x 10 - 50 CT	20
109142	FLAMCO Z-FLASH ECONOMY GALV FZS30716 7/16 x 10 - 50 CT	20
294980	FLAMCO Z-FLASH GALV FZS30100 2 x 1 x 3/8 x 10 - 50 CT	20
161029	FLAMCO Z-FLASH STD GALV FZS3038 2 x 3/8 x 3/8 x 10 - 50 CT	20
STEP FLASHING		
533142	STEP FLASHING GALV 5 x 7 - 100 CT	100
661900	PREBENT STEP FLASHING ALUM 4 x 4 x 7 - 100 CT	100
109444	PREBENT STEP FLASHING ALUM 5 x 5 x 7 - 100 CT	100
619338	FLAMCO PREBENT STEP FLSH GALV 4 x 4 x 7 - 100 CT	100
124922	PREBENT STEP FLASHING BLACK 4 x 4 x 8 - 100 CT	100
670175	FLAMCO W-VALLEY HEM 26GA GALV BLACK 18 x 10 - 10 CT	100
VENT		
263810	UNDEREAVE VENT AL MF 16 x 4 - 24 CT	120
263811	UNDEREAVE VENT AL WHITE 16 x 4 - 24 CT	120
629120	UNDEREAVE VENT AL MF 16 x 8 - 24 CT	120
647525	UNDEREAVE VENT AL WHITE 16 x 8 - 24 CT	120
260640	SOFFIT VENT CONTINUOUS AL DBL FLANGE MILL 8 - 50 CT	20
260641	SOFFIT VENT CONTINUOUS AL DBL FLANGE WHITE 8 - 50 CT	20
260642	SOFFIT VENT CONTINUOUS AL DBL FLANGE BROWN 8 - 50 CT	20

Construction Hardware

Plywood clips, joist hangers, flashing, bolts, vents and more



SteelLinx
Quality Metal Solutions

BXC #	DESCRIPTION	UNIT QTY
PLYWOOD CLIPS		
275206	7/16 PLYWOOD CLIP GALV - 250CT	150
275234	15/32 PLYWOOD CLIP GALV - 250CT	150
281447	1/2 PLYWOOD CLIP GALV - 250CT	150
144121	5/8 PLYWOOD CLIP GALV - 250CT	150
CORNER BEAD		
420001	CD CORNER BEAD 1-1/4 x 1-1/4 x 8 - 63 CT	
119702	CD CORNER BEAD 1-1/4 x 1-1/4 x 9 - 56 CT	
437010	CD CORNER BEAD 1-1/4 x 1-1/4 x 10 - 50 CT	
STRAPPING		
705165	BURLAN MFG BUCKLE PHOS .157GA 1M 3/4" (19MM) - 1000 CT	27
149859	STRAPPING STL REG OSC SKID 3/4 x .023	1200 lbs.
705157	GATOR STRAPPING WOVEN HEAVY DUTY 2070 3/4 x 1650	27

BXC #	DESCRIPTION	UNIT QTY
CONSTRUCTION HARDWARE		
199858	T WIND BRACING 11' 3" - 20 CT	44
711698	TAMLYN RT2A HURRICANE TIE GALV - 100 CT	100
247120	TAMLYN ALUS24-Z FM JOIST/HDR HANGER - 50 CT	100
711820	TAMLYN ALUS26-Z FM JOIST/HDR HANGER - 50 CT	100
711821	TAMLYN ALUS28-Z FM JOIST/HDR HANGER - 50 CT	100
711822	TAMLYN ALUS210-Z FM JOIST/HDR HANGER - 25 CT	100
147371	TAMLYN MULTI-PURPOSE FLASHING 4 x 100 - 9 CT	30
BOLTS, WASHERS & NUTS		
128817	WASHER PLAIN 3/8" - 100 CT	
128847	WASHER PLAIN 1/2" - 50 CT	
128864	WASHER PLAIN 3/4" - 20 CT	
129253	CARRIAGE BOLT HDG SPI 1/2 x 6 - 25 CT	
129281	CARRIAGE BOLT HDG SPI 1/2 x 8 - 25 CT	
129314	CARRIAGE BOLT HDG SPI 1/2 x 10 - 25 CT	
129561	CARRIAGE BOLT HDG SPI 1/2 x 12 - 25 CT	
129920	HEX BOLT PLN SPI 1/2 x 6 - 25 CT	
129964	HEX BOLT PLN SPI 1/2 x 8 - 25 CT	
130019	HEX BOLT PLN SPI 1/2 x 10 - 25 CT	
120978	NUT PLAIN 1/2" - 50 CT	
121007	NUT PLAIN 3/4" - 50 CT	
WALL TIES		
152178	ZIG ZAG WALL TIES 22 GA TWIN PK - 500 CT	100
VENT		
263810	UNDEREAVE VENT AL MF 16 x 4 - 24 CT	120
263811	UNDEREAVE VENT AL WHITE 16 x 4 - 24 CT	120
629120	UNDEREAVE VENT AL MF 16 x 8 - 24 CT	120
647525	UNDEREAVE VENT AL WHITE 16 x 8 - 24 CT	120
260640	SOFFIT VENT CONTINUOUS AL DBL FLANGE MILL 8" - 50 CT	20
260641	SOFFIT VENT CONTINUOUS AL DBL FLANGE WHITE 8" - 50 CT	20
260642	SOFFIT VENT CONTINUOUS AL DBL FLANGE BROWN 8" - 50 CT	20

Concrete Accessories

Remesh, Rebar, Rebar Pins, and More



Build Stronger

Our extensive selection means you can rely on one supplier who understands your business and works with you to deliver the products you need.

BXC #	DESCRIPTION	UNIT QTY	MIN
MISCELLANEOUS			
621905	#2 3 x 6/8 Rod Chairs 100 CT	50	1
621904	#3 3 x 10/16 Rod Chairs 100 CT	40	1
229104	4-1/2" BAR TIE – BLK ANNEALED 16 GA 4 x 1M	72	4
136788	6" BAR TIE – BLK ANNEALED 16 GA 1 x 5M	54	1
738835	6" BAR TIE – BLK ANNEALED 16 GA 4 x 1M	54	4
126482	8" BAR TIE – BLK ANNEALED 16 GA 1 x 5M	45	1
656254	8" BAR TIE – BLK ANNEALED 16 GA 4 x 1M	45	4
205650	1-1/2 x 2 MESH REBAR CHAIR SNAP-ON 200 CT	72	1
232637	2" x 5" SLAB BOLSTER PLASTIC DIPPED PLN 100LF - 20 CT	100	20
655221	3.5# x 20 16 GA – BLK ANNEALED TIE WIRE SQ HOLE	24	20
662768	3.5# x 20 16.5 GA TIE WIRE – BLK ANNEALED SQ	24	20
664397	9 GA 18" BUNDLE WIRE BLK ANNEALED 100LBS CL	10	1
NAIL STAKES W/ HOLES			
655118	3/4 x 12 NAIL STAKE ROUND W/HOLES	1500	10
230315	3/4 x 18 NAIL STAKE ROUND W/HOLES	1000	10
230333	3/4 x 24 NAIL STAKE ROUND W/HOLES	750	10
655123	3/4 x 30 NAIL STAKE ROUND W/HOLES	600	10
230344	3/4 x 36 NAIL STAKE ROUND W/HOLES	500	10
666782	7/8 x 24 NAIL STAKE ROUND W/HOLES	500	10
666784	7/8 x 36 NAIL STAKE ROUND W/HOLES	400	10

BXC #	DESCRIPTION	UNIT QTY	MIN
REMESH ROLLS AND SHEETS			
172183	5 x 150 Steel Remesh Roll 10G 6 x 6 W1.4/1.4	9	
189314	5 x 10 Steel Remesh Sheet 10/10 6 x 6 W1.4/1.4	100	
128329	8 x 20 Steel Remesh Sheet 10/10 6 x 6 W1.4/1.4	100	
REBAR			
138629	3/8 x 20 Rebar Rod #3 Grade 40 - 20ft	270	
174810	3/8 x 20 Rebar Rod #3 Grade 60 - 20ft	270	
158304	1/2 x 20 Rebar Rod #4 Grade 40 - 20ft	162	
121376	1/2 x 20 Rebar Rod #4 Grade 60	162	
142517	5/8 x 20 Rebar Rod #5 Grade 40 - 20ft	100	
197185	5/8 x 20 Rebar Rod #5 Grade 60	100	
120727	3/4 x 20 Rebar Rod #6 Grade 60 - 20ft	68	
REBAR PINS			
542092	#4 x 12" Rebar Pin		50
543250	#4 x 18" Rebar Pin		50
542103	#4 x 24" Rebar Pin		50
125795	#4 x 48" Rebar Pin		50
113419	1/2 x 10 Rebar Rod #4 10ft	100	
ANCHOR BOLTS			
707029	TAMLYN MAS-Z MUDSILL ANCHOR TZ 50 CT	50	1
703490	TAMLYN MUDSILL ANCHOR TZ TMAB1-Z 50 CT	36	1
665928	1/2 x 6 ANCHOR BOLT HDG NUT&WSHR 50 CT	50	1
319868	1/2 x 8 ANCHOR BOLT HDG W/NUT & WSHR 50 CT	50	1
638550	1/2 x 10 ANCHOR BOLT HDG W/NUT & WSHR 50 CT	50	1
230102	1/2 x 12 ANCHOR BOLT HDG W/NUT & WSHR 50 CT	50	1
607482	5/8 x 10 ANCHOR BOLT HDG NUT&SQ WSHR 25 CT	50	1
BOMETALS KEYWAY SYSTEMS			
499897	KEY-WAY FORM 3-1/2 x 10	250	10
597792	KEY-WAY STAKES 13GA 12		100
613295	KEY-WAY STAKES 13GA 15		100
613474	KEY-WAY STAKES 13GA 18	50	100
718701	PRO-WAY KEY-WAY FORM 3-1/2 x 10	250	10
720582	PRO-WAY STAKES 13GA 12		100
254341	PRO-WAY STAKES 13GA 15		100
720586	PRO-WAY STAKES 13GA 18	50	100
LATH & ACCESSORIES			
205800	PHILLIPS FNDN WEEP SCREED #7 WS8HDG 7/8 x 10	500	10
715169	METAL LATH DIAMOND GALV UPC 2.5 27 x 97	250	10
712116	METAL LATH DIMPLED GALV IMPORT 2.5 27 x 97.5 LW	250	N/A
712117	METAL LATH DIMPLED GALV IMPORT PB 2.5 27 x 97.5	250	N/A
107119	METAL LATH FLAT GALV IMPORT 2.5 27 x 97.5 LW	250	N/A



Introducing **Greenbar2X Fiberglass Rebar**

Greenbar2X is next-generation fiberglass rebar engineered to deliver unparalleled strength, durability, and corrosion resistance, making it the ideal solution for residential and commercial construction projects. Designed to outperform traditional steel, Greenbar2X is perfect for applications ranging from small-scale jobs like patios, driveways, and foundations to large infrastructure projects such as pool foundations and retaining walls. Its lightweight design ensures quicker, more efficient installation, reducing both time and labor costs on-site. With superior resistance to corrosion, Greenbar2X minimizes maintenance expenses and significantly extends the lifespan of concrete structure. Greenbar2X is the smart, sustainable choice for projects that demand long-lasting performance and concrete reinforcement in even the harshest environments. It's time to start building stronger, faster, better!

Better than Steel Rebar

- ✓ STRONGER
- ✓ LIGHTER & EASIER TO HANDLE
- ✓ EASIER TO CUT
- ✓ WILL NOT RUST OR CORRODE



Sizes Available	
#3 (3/8" Dia.)	10ft, 20ft
#4 (1/2" Dia.)	4ft, 10ft, 20ft


Roofing

Felt, Ice & Rain Guard & Underlayment




Strengthening Roof Performance, One Layer at a Time.

Enhance the durability and performance of your roof with our range of essential roofing accessories designed to work seamlessly under shingles – Preserving the value of your investment.



Roofing Felt




Ice & Rain Guard



PROlinx UDL10
Synthetic Underlayment



Interwrap UDL30
Synthetic Underlayment



5V Metal
Galvanized Roofing
Panels

BXC #	DESCRIPTION	QTY
FELT		
115004	GEN FELT 15 NON-UL	42
246514	30# PLAIN FELT	42
627869	FELT NO 30 D4869 216SF	35
627870	FELT NO 15 D4869 432SF	35
ROOF UNDERLAYMENT		
335233	MSA QUIK STICK ICE & RAIN GUARD	25
166840	PROLINX UDL10 SYN ROOF U/L PLU10127STD S	56
196332	INTERWRAP TITANIUM UDL30 UL 10SQ	30
5V METAL		
184971	5V CRIMP 29GA GALV 26 x 10	50
155906	5V CRIMP 29GA GALV 26 x 12	50
181852	5V CRIMP 29GA GALV 26 x 14	50
153375	5V CRIMP 29GA GALV 26 x 16	50
131998	5V CRIMP 29GA GALV 26 x 8	50

Poly Sheeting

Black and Clear — 1.5-10mil



All-Purpose Protection

Tough, pliable, and reliable protection against water vapor and foreign matter. Poly sheeting is lightweight yet extremely durable, and isn't prone to cracking, peeling, rotting, or mildew. Poly's permanent flexibility even at sub-zero temperatures allows for countless applications in construction, agriculture, and industry.



Black Poly Sheeting



Clear Poly Sheeting

BXC #	DESCRIPTION	PCS/ UNIT
BLACK POLY SHEETING		
113948	1.5 MIL 12 x 200	99
150206	6 MIL 12 x 300	120
282314	6 MIL 24 x 300	50
270389	3 MIL 16 x 100	64
176543	4 MIL 20 x 100	30
135993	6 MIL 10 x 100	56
104127	6 MIL 12 x 100	49
158355	6 MIL 16 x 100	30
114656	6 MIL 20 x 100	30
165090	6 MIL 24 x 100	25
127687	10 MIL 20 x 100	20

BXC #	DESCRIPTION	PCS/ UNIT
CLEAR POLY SHEETING		
649507	.7 MIL 9 x 400	99
232676	1 MIL 12 x 400	64
208100	1.5 mil 8' 4" x 200	99
275814	1.5 MIL 12 x 200	99
156802	2 MIL 20 x 200	36
234116	3 Mil 10 x 100	99
702854	3 Mil 20 x 100	56
103716	4 MIL 8 x 100	99
164809	4 MIL 10 x 100	80
155717	4 MIL 12 x 100	64
139396	4 MIL 20 x 100	36
800044	4 MIL 24 x 100	20
136778	6 MIL 10 x 100	56
170273	6 MIL 12 x 100	49
196631	6 MIL 16 x 100	30
187957	6 MIL 20 x 100	30
246014	10 MIL 20 x 100	20



HARDWOOD PLYWOOD

1/8", 1/4", 1/2", 5/8", 3/4", 1"

5X5, 4X8, 4X10

Alder

Birch – Natural & White

Baltic Birch – 5X5 & 4X8

Cherry

Hickory

Knotty Pine

Maple – Natural & White

Red Oak

Walnut

White Oak

Beaded - Plywood & MDF

Bending – Column & Barrel

Cabinet Liner – White & Black

WOW Veneers

MELAMINE - ARAUCO, EGGER, FUNDER, KRONOSPAN

3/16", 1/4", 1/2", 5/8", 3/4", 15/16", 1"

4X8, 4X9, 5X8, 5X9, 5X10

Solid & Woodgrain

Suede & Textured

Matching Laminate & Edge

Banding

Slatwall – Veneer & Melamine

Solid & Woodgrain Door Grade

MDF 1 Side

No Added Formaldehyde

Available

Edge Banding Glue

PARTICLE BOARD

1/2", 5/8", 11/16", 3/4", 1" & 1-1/8"

4X8, 5X8, 5X10, 5X12

Countertop – 30" & 36"

Industrial Grade

Fire Rated

No Added Formaldehyde

MDF

1/8", 1/4", 3/8", 1/2", 5/8", 11/16", 3/4", 1", 1-1/2"

4X8, 4X10, 5X8, 5X9, 5X10, 5X12

Industrial - Langboard

ARAUCO:

- Trupan Ultra-Light

- Trupan High Plus

Double Refined –

Weyerhaeuser

Shop Grade

Boards – 1X4–1X12 Raw &

Primed

MR50 Moisture Resistant

Fire Rated

HARDWOOD LUMBER

4/4–10/4 Thickness

S4S Poplar – Solid & FJ In Stock

Alder

Basswood

Knotty Pine

Hickory

Poplar

Red Oak

Soft & Hard Maple

Sapele

FAS & #1C Grades

Rough, 15/16", 13/16", SLR

HARDBOARD

Standard & Tempered

Pegboard

PVC

Panels, Boards, Moulding

MOULDING

100's of profiles in stock

Finger Joint Pine

Solid Pine

Solid Red Oak

MDF

Primed

PVC

SOFTWOOD PLYWOOD

4X8, 4X9 & 4X10

Pine: CDX, BC, AC, Primed

OSB Square Edge & T&G

ARUACO: BC, AC, Beaded, Siding

Fir: AC, Marine, MDO, Plyform

OTHER PRODUCTS

Stair Parts – Treads, Posts, Balusters, Handrail

Lumber: Pine & Spruce

Boards: Pine, Spruce, Primed, MDF

Decking – MoistureShield®

Columns – Permacast & Wood

Siding: Plywood, Cement

Paneling

Insulation

CUT TO SIZE

Plywood, MDF, Particle Board and Hardboard

Contact
your trusted
BlueLinX
Representative

CHRIS COOPER

470-781-8913

DAWSON DAVIS

770.953.7543

SHELDON MILLER

770.953.7593

BILL EGAN

770.324.0860

VAUGHN DICKSON

706.313.5028

JOHNNY MERRITT

404.704.5686

FSC: RA-COC-002525-V