

Easytrim Reveals' Panel Trim Series aluminum reveals have been engineered to work with fiber cement panels.

Designed with the installer and lowering OTWC in mind, Easytrim Reveals' patented installation efficiencies deliver the fastest, most attractive method of installing fiber cement panels to the exterior walls of residential and non-residential buildings available today.

Panel Trim Series are available in ten foot lengths. Each profile features 5/16th openings with consistent 1/2" tabs and 1/2" reveals.

Easytrim Reveals is the world leader in the design and manufacture of patented, pre-built, dadoed corner trims that promote inexpensive, caulk-free, hassle-free installations. When choosing an aluminum reveal wall system, choose the world leader. Choose Easytrim Reveals.



Architectural Aluminum Extrusions Panel Trim Series

Faster, better, less expensive!

Please visit [EasytrimReveals Channel](#) on YouTube



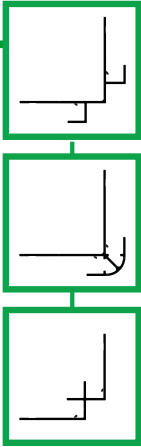
www.easytrimreveals.com

1.877.973.8746



Panel Trim Series

.corners

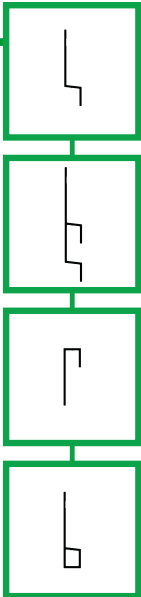


The **Square Outside Corner**: featuring the Easytrim **ez.bump™**, allowing the horizontal trim pieces to nest inside while keeping the panel flush to the tabs, creating an interior drainage plane.

The **Rounded Outside Corner**: an alternate look to the square corner. Featuring the Easytrim **ez.bump™**, allowing the horizontal trim pieces to nest inside while keeping the panel flush to the tabs, creating an interior drainage channel.

The **Inside Corner**: currently the only piece for trimming inside corners. Featuring the Easytrim **ez.bump™**, allowing the horizontal trim pieces to nest inside while keeping the panel flush to the tabs, creating an interior drainage plane.

.horizontal



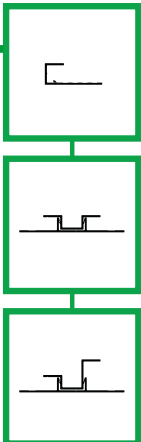
The **z Trim**: features the **ez.plane™**, using a 8 degree slope to drain water away from building. Used for the base horizontal trim, as well as above windows and doors.

The **h Trim**: featuring the **ez.plane™**, using a 8 degree slope to drain water away from building. Used as the primary horizontal piece.

The **Soffit J**: used for finishing/capping the top of the system as required.

The **b Trim**: featuring the **ez.plane™**, using a 8 degree slope to drain water away from building. Used as an alternate to the Z Trim as the base horizontal trim where the underside is visible.

.vertical



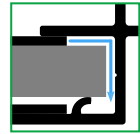
The **General J Trim**: used for minor vertical delineation, doors, and windows. Features the Easytrim **ez.bump™**, allowing the horizontal trim pieces to nest inside while keeping the panel flush to the tabs, creating an interior drainage plane.

The **Panel to Panel Top Cap Vertical Top Cap / Back Plate Assembly**: Used as the primary vertical piece of the system. Features the Easytrim **ez.lock™** system, allowing the two pieces to snap together.

The **Panel to Plank Top Cap Vertical Top Cap / Back Plate Assembly**: Used as the vertical when transitioning from Easytrim Reveals System to lap siding. Features the Easytrim **ez.lock™** system, allowing the two pieces to snap together.

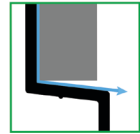
Easytrim Advantage

1 ez.bump™



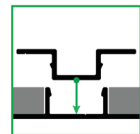
The **ez.bump™** allows the horizontal trim pieces to nest inside while keeping the panel flush to the tabs. This creates an interior drainage plane, flushing water away from the panels and wall.

2 ez.plane™

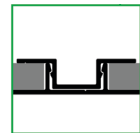


The **ez.plane™** feature creates a 8 degree sloped surface on the horizontal pieces that drains water away from the wall.

3 ez.lock™



The **ez.lock™** system allows the primary verticals to be installed quickly and without fasteners. The top cap is tapped into place with a rubber mallet.



Once the top cap is fitted, the channel teeth will engage creating a secure lock.