

Easytrim Reveals Aluminum LAP Trim Series has been engineered to work with 5/16th fiber cement planks or 3/4" tongue and groove wood siding.

The LAP Trims provide architects, designers and builders with the ability to incorporate lapped fiber cement or wood accents onto any building in a range of traditional, to cutting edge designs on both residential and non residential exteriors.

The LAP trims are easily installed and help lower labor costs.

Easytrim Reveals installation efficiencies deliver the fastest installation method, and provide attractive, consistent quality corner trims that finish your fiber cement siding, even in high traffic and highly visible areas of any project.

Advantages

Prebuilt Corners - Made from Extruded Aluminum (Anodized, Primed, or Painted)

Dadoed – Easily insert siding into the Easytrim Reveals LAP Trim tabs

No Exposed Fasteners – No exposed fasteners, no nail touch ups

No Caulking – 3/4" inch tabs protect the edges of the set-in fiber cement

Non Combustible – Flame resistant

Impact resistant, Rot Resistant – Made of durable 6063-T5 aluminium

Low Maintenance – Anodized aluminum finish offers the best long term performance

Fast, easy, consistent installations

Architectural Aluminum Extrusions LAP Trim Series

Outperforms Wood Trims!

Please visit [EasytrimReveals Channel](#) on YouTube



www.easytrimreveals.com

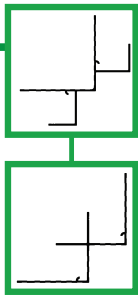
1.877.973.8746



LAP Trim Series

Easytrim Reveals LAP Trim profiles are available in 10' foot lengths and feature bold 3/4 inch tabs with 1/2" inch reveals. Each LAP Trim is designed with water management features that protect your building envelope and your siding products.

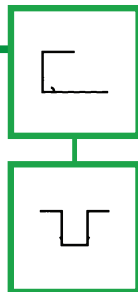
.corners



The **LAP Square Outside Corner**: featuring the Easytrim ez.bump™, allowing horizontal fiber cement planks to nest inside the tab area creating an interior drainage channel.

The **LAP Inside Corner**: featuring the Easytrim ez.bump™, allowing horizontal fiber cement planks to nest inside the tab area creating an interior drainage channel.

.verticals

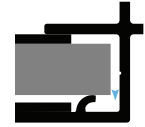


The **LAP General J Trim**: used for minor vertical delineation, doors and windows. Features the Easytrim ez.bump™, allowing horizontal fiber cement planks to nest inside the tab area creating an interior drainage channel.

The **LAP Plank to Plank Top Cap / Back Plate Assembly**: used as the vertical trim to separate plank trims terminating in the body of a wall. This time saving profile features the Easytrim ez.lock™ snap engagement which lowers OTWC and adds beauty.

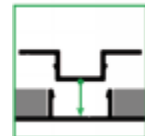
Easytrim Reveals Advantage

1 ez.bump™

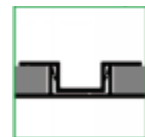


The ez.bump™ allows the horizontal trim pieces to nest inside while keeping the plank flush to the tabs. This creates an interior drainage channel, flushing water away from the plank and wall.

2 ez.lock™



The ez.lock™ system allows the primary verticals to be installed quickly and without fasteners. The Top Cap is tapped into place with a block of wood and hammer.



Once the Top Cap is fitted, the channel teeth will engage creating a secure lock.