



ArmourGard

ICE AND WATER PROTECTOR



“Invisible” protection against roof leaks

“Invisible” protection against roof leaks

- Helps prevent water leakage due to ice dams and wind-driven rain
- Improved flexibility for superior performance
- Slip-resistant surface for safer application
- Tear-resistant membrane
- Glass fiber reinforced for extra strength
- Self-adhesive for watertight sealing
- Self-sealing around roofing nails
- Meets most building code requirements
- Perforated release sheet for easier installation

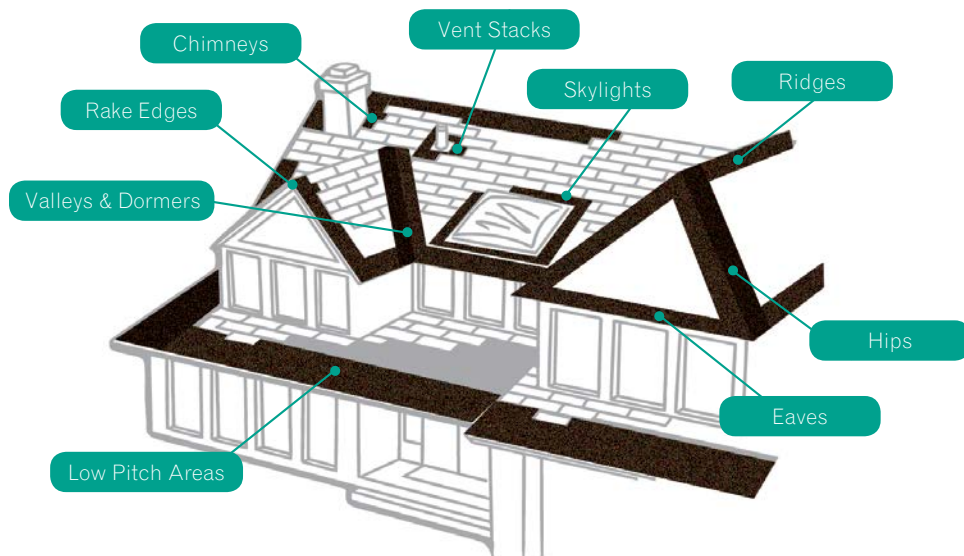
General Information

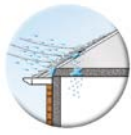
IKO ArmourGard Ice and Water Protector is used for waterproofing under shingled roofs preventing water penetration due to ice dams or wind-driven rain. It can also be used as an underlayment around chimneys, dormers, vent stacks, skylights and other roof-top structures or apertures, around doors and windows, and as an exterior vapor barrier for foundations and basements.

Description

IKO ArmourGard Ice & Water Protector is a modified bitumen roll roofing product with a self-adhesive backing protected by a silicone-treated release sheet, which is easily removed during installation. The inner membrane of the roll consists of a tough, non-woven, glass fiber mat which has been impregnated and coated with a specially formulated modified bitumen with exceptional elasticity. Sand is embedded into the top surface to provide the product with a non-slip surface for safety.

Use ArmourGard Ice & Water Protector on these critical roof areas.





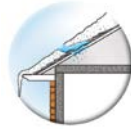
Wind-Driven Rain

Rain, propelled by wind is blown under the shingles, allowing water to penetrate through the unprotected roof deck, causing interior damage. Roofs with lower slopes (2:12 to 5:12) are even more susceptible to this problem.



Seals Around Nails

The rubberized asphalt layer in IKO ArmourGard Ice & Water Protector seals around roofing nails, resisting leakage caused by water backup behind ice dams, or from wind-driven rain.



Ice Dams

When melted snow runs down the roof to the colder eaves, an ice dam can form and cause water to back up under the shingles. Eventually, the water penetrates the unprotected roof deck and leaks through, damaging the building's interior.



Slip Resistant Surface

IKO ArmourGard Ice & Water Protector is sanded on the top to create a non-slip surface.

SPECIFICATIONS		2 square
	Length	19.8 m (65')
	Width	914 mm (36")
	Roll Contents	18.1 m ² (195 sq. ft.)
	Thickness	1.8 mm (71 mil)

Note: All values shown are approximate.

Application Directions

Surface Preparation:

- The roof deck must be clean, smooth, dry and free of sharp protrusions
- Metal and masonry surfaces must be primed

Installation:

The following installation recommendations should be followed for best roof performance:

1. Cut the membrane into 3 m to 4.5 m (10 ft. to 15 ft.) lengths.
 2. Unroll and align with the lower edge of roof. Tack top selvage edge with four equally-spaced temporary fasteners.
 3. Lift the lower half and remove the lower release film, exposing the adhesive surface.
 4. Carefully reposition the membrane down onto the deck and press firmly in place. Avoid wrinkles. Remove temporary fasteners.
 5. Fold top half down and remove release film.
 6. Carefully reposition the membrane up onto the deck and press firmly in place. Avoid wrinkles.
- If two courses are required, the top course should overlap the selvage tape on the lower course.
 - End laps must be at least 15 cm (6 in.) and rolled to ensure adhesion and should be located at least 61 cm (24 in.) from those in the previous course.
 - Apply each course carefully.
 - Ideally suited for low sloped roof areas. Cover entire area with ArmourGard Ice & Water Protector, lapped as outlined above, and then shingle as per normal shingle exposures.

Caution: ArmourGard Ice & Water Protector is a vapor barrier. If it is used to cover the entire roof area, adequate and proper ventilation is necessary to avoid condensation beneath the roof deck.




CCMC
12413-R



Find out more about our products now by talking to an IKO Sales Representative, your professional roofing contractor or contact us directly at: United States 1-888-IKO-ROOF (1-888-456-7663), Canada 1-855-IKO-ROOF (1-855-456-7663) or visit our web site at: www.iko.com

Note: The information in this document is subject to change without notice. IKO assumes no responsibility for errors that may appear in this document.

© Copyright 02/14 - MR1L05

